




























Over 35 Women Slalom Results

Homologation: Record capability

Bib	Name	Country	Preliminary	Final	Overall	Team
1	(116) ATKINS, Kelly	GBR 	2.00/55/12.00	2.00/55/12.00	1000.00	1000.00
2	(53) BLOEMSMA, Samantha	RSA 	4.00/55/13.00	1.50/55/12.00	984.38	984.38
3	(2) SOURTY, Virginie	FRA 	1.00/55/12.00	1.00/55/12.00		968.75
4	(112) ANDERSEN, Katrine	DEN 	1.00/55/12.00	3.00/55/13.00	968.75	968.75
5	(65) CEDERQUIST, Linnea	SWE 	2.00/55/12.00	2.50/55/13.00	1000.00	1000.00
6	(132) HULLER, Julia	GER 	3.00/55/14.25		656.25	656.25
7	(62) VESELA, Jitka	CZE 	2.00/55/14.25			625.00
8	(151) SZAFRANSKA-ROLAK, Justyna	POL 	1.50/55/14.25			609.38
9	(84) ANGLAND, Mary	IRL 	0.50/55/14.25			578.12










Over 35 Men Slalom Results

Homologation: Record capability

Bib	Name	Country	Preliminary	Final	Overall	Team
1	(8) DELACOUR, Arnaud	FRA 	2.00/55/11.25	4.00/55/11.25	1000.00	906.67
2	(56) VESELY, Petr	CZE 	1.50/55/10.75	3.00/55/11.25		1000.00
3	(95) DISERENS, Kevin	SUI 	2.00/55/11.25	2.50/55/11.25		866.67
4	(142) BLOEMSMA, Jamie	NED 	2.00/55/11.25	2.00/55/11.25		853.33
4	(90) GRAUX, Basile	BEL 	2.00/55/11.25	2.00/55/11.25	941.18	853.33
6	(133) BALLUS ROCA, Jordi	ESP 	5.00/55/11.25	1.50/55/11.25		933.33
7	(109) MORRISON, William	GBR 	2.00/55/11.25	1.00/55/11.25	941.18	853.33
8	(150) BERNATOWICZ, Tomasz	POL 	2.50/55/11.25	5.00/55/12.00		866.67
9	(35) DELPY, Anthony	FRA 	4.00/55/12.00	3.00/55/12.00	823.53	746.67
10	(96) FORTAMPS, Olivier	BEL 	2.00/55/12.00	2.00/55/12.00	764.71	693.33
11	(154) JESSOP, Oliver	*GBR 	0.50/55/12.00			
12	(63) CEDERQUIST, Stellan	SWE 	5.00/55/13.00			613.33
13	*(160) FONDO, Vincent	*FRA 	3.50/55/13.00			
14	*(93) CUELLAR, Mathieu	*FRA 	1.50/55/13.00			
15	*(115) HERON, Chris	*GBR 	5.00/55/14.25			
15	(152) RUTKOWSKI, Jakub	POL 	5.00/55/14.25		500.00	453.33
17	(131) NOATNICK, Felix	GER 	3.50/55/14.25		455.88	413.33
18	(3) CHEYROUX, Olivier	SUI 	3.00/55/18.25		88.24	80.00
























Over 45 Women Slalom Results

Homologation: Record capability

Bib	Name	Country	Preliminary	Final	Overall	Team
1	(71) MARCHEVET, Cecile	FRA 	4.00/52/12.00	1.00/52/11.25		1000.00
2	(27) VANG, Lise	NOR 	1.00/52/12.00	5.00/52/12.00	1000.00	945.95
3	(136) FINK, Claudia	ITA 	2.00/52/13.00	5.50/52/13.00		797.30
4	(113) LANGROCK, Claudia	GER 	2.00/52/13.00	4.50/52/13.00	814.29	770.27
4	(127) WILD, Chrystelle	GER 	2.00/52/13.00	4.50/52/13.00		770.27
6	(140) BOEKEE, Belinda	NED 	1.00/52/13.00	5.50/52/16.00		675.68
7	(20) CONTI, Marianna	GRE 	3.00/52/14.25			567.57
8	(34) BERGER, Michele	BEL 	5.50/52/16.00			472.97
9	(70) HERBERTSSON JONSSON, Katarina	SWE 	2.25/52/16.00			385.14

































Over 45 Men Slalom Results

Homologation: Record capability

Bib	Name	Country	Preliminary	Final	Overall	Team
1	(72) GURALIA, Genadi	GEO 	4.25/55/10.75	3.50/55/10.75	1000.00	1000.00
2	(41) LAVOUE, Geoffroy	*FRA 	3.00/55/10.75	3.00/55/10.75		
3	(12) CESINSKI, Pierre	SUI 	3.50/55/11.25	2.00/55/10.75		951.35
4	(108) CAMPBELL, Glenn	GBR 	4.00/55/11.25	1.00/55/10.75		929.73
5	(50) ROCHER, Thierry	*FRA 	1.50/55/11.25	5.50/55/11.25		
6	(66) NEMETH, Gabor	*HUN 	3.00/55/11.25	5.00/55/11.25		
6	(159) WILD, Steffen	GER 	3.00/55/11.25	5.00/55/11.25		886.49
8	(153) GABRIEL, Raoul	FRA 	3.50/55/11.25	4.00/55/11.25	864.86	864.86
9	(15) CABRI, Thomas	SUI 	2.25/55/11.25	3.00/55/11.25	843.24	843.24
10	*(69) DRAUX, Philippe	*FRA 	2.00/55/11.25	0.50/55/11.25		
11	(1) MAROIS, Sebastien	FRA 	1.00/55/11.25	4.50/55/12.00	800.00	800.00
12	(48) TENGIUS, Henrik	SWE 	2.00/55/11.25	1.50/55/12.00		821.62
13	(137) MARIANI, Gabriele	ITA 	5.00/55/12.00			756.76
14	(121) BRUMMER, Holger	GER 	4.50/55/12.00		745.95	745.95
15	*(28) CLEMENCON, Guillaume	*FRA 	4.00/55/12.00			
16	(55) ALEXANDER, Robbie	RSA 	3.50/55/12.00			724.32
17	(23) MCKIBBIN, Graeme	IRL 	2.00/55/12.00			691.89
18	(6) GALVIN, Barry	IRL 	4.00/55/13.00		605.41	605.41
19	(144) MARTHINSEN, Lars Andreas	NOR 	0.50/55/13.00			529.73
20	(91) LANCE, Benoit	BEL 	3.50/55/14.25			464.86
21	(88) SCHOBBER, Martin	AUT 	4.50/52			97.30
22	(68) LUND, Stefan	SWE 	1.50/52			32.43
22	*(128) SIEGEL, Ralph	*GER 	1.50/52			








Over 55 Men Slalom Results

Homologation: Record capability

Bib	Name	Country	Preliminary	Final	Overall	Team
1	(37) WILKINSON, Jonathan	GBR 	3.00/55/12.00 (Tiebreak: 5.50/55/12.00)	2.00/55/11.25 (Tiebreak: 1.00/55/11.25)	980.39	
2	(92) DELHAIZE, Matthieu	BEL 	3.50/55/12.00	2.00/55/11.25 (Tiebreak: 4.00/55/12.00)	980.39	
3	(14) JONSSON, Magnus	SWE 	4.00/55/12.00	2.00/55/11.25 (Tiebreak: 3.50/55/12.00)	1000.00	980.39
4	*(81) BERGSTROM, Thommy	*SWE 	3.00/55/12.00 (Tiebreak: 4.00/55/12.00)	0.50/55/11.25		
4	(60) NGUYEN, Nam	*FRA 	2.00/55/11.25	0.50/55/11.25		
6	(42) LIKHATCHEV, Boris	FRA 	2.00/55/11.25	5.00/55/12.00	980.39	
7	*(79) JONSSON, Krister	*SWE 	2.00/55/11.25	4.50/55/12.00		
8	(141) DOKOUPIL, Tom	NED 	3.00/55/12.00 (Tiebreak: 3.00/55/12.00)	3.50/55/12.00	892.16	
8	(24) GUYAMIER, Patrick	*FRA 	4.00/55/12.00	3.50/55/12.00		
8	(29) MERLO, Fabrizio	ITA 	3.00/55/11.25	3.50/55/12.00	1000.00	
11	(16) MARILLIER, Regis	*FRA 	5.00/55/12.00	2.00/55/12.00		
12	(100) SCHULZE, Frank	AUT 	5.00/55/12.00	0.50/55/13.00	940.00	921.57
13	(33) SAINTVITEUX, Yves	BEL 	3.00/55/12.00 (Tiebreak: 2.00/55/12.00)		900.00	882.35
13	(138) SCHOU, Phillip	DEN 	3.00/55/12.00 (Tiebreak: 3.50/55/13.00)		882.35	
15	*(103) LOCHHEAD, Kevin	*GBR 	2.00/55/12.00			
15	(134) ROVETTA, Andrea	ITA 	2.00/55/12.00		862.75	
17	*(85) BONTE, Gunnar	*SWE 	1.00/55/12.00			
18	(5) ORMOND, Richard	SUI 	5.00/55/13.00		803.92	
19	(78) SJOSTROM, Bo	SWE 	4.00/55/13.00		784.31	
20	(32) SOER, Gerard J.Paul	MON 	3.50/55/13.00		774.51	
21	(64) VIGNERON, Frederic	*FRA 	3.00/55/13.00		780.00	
22	*(97) LUKIC, Dusko	*GBR 	2.00/55/13.00			
23	(125) BROEMEL, Mike	GER 	0.50/55/13.00		730.00	715.69
23	*(40) STEPHENSON, Jeremy	*GBR 	0.50/55/13.00			
25	(212) OUBELAID, Djamel	MAR 	0.00/55/13.00			705.88
26	(7) MATHIEU, Francois	FRA 	2.00/55/14.25		640.00	627.45
27	(18) WHYTE, Alisdair	SUI 	1.50/55/14.25			617.65
28	(118) WOOLDRIDGE, Simon	*GBR 	0.50/55/14.25		610.00	
29	(124) KAPFELSBERGER, Rainer	GER 	4.00/55/18.25			431.37
30	(31) KEUSSEOGLOU, Aleco	MON 	5.50/46			107.84
31	(149) FOSS, Jan Henrik	NOR 	5.00/46			98.04
32	(148) HALLBERG, Hans Niklas	NOR 	0.50/46			9.80








Over 70 Men Slalom Results

Homologation: Record capability

Bib	Name	Country	Preliminary	Final	Overall	Team
1	(155) SPRENGER, Ernst	*SUI 	2.50/52/14.25	2.00/52/12.00		
2	(75) COHEN, Jonathan	*GBR 	1.00/52/12.00	4.00/52/13.00		
3	(126) BURGER, Norbert	*GER 	4.50/52/14.25	5.00/52/14.25		
4	(158) ARP HANSEN, Lars	*DEN 	4.00/52	3.00/52/14.25		
4	(147) LILLEBERG, Audun	*NOR 	4.00/52	3.00/52/14.25	1000.00	
6	(11) BRUNEL, Pierre Gilles	*FRA 	4.00/43			
7	(76) GUNNARSSON, Bosse	*SWE 	0.50/43			

Over 35 Women Tricks Results

Homologation: Record capability

Bib	Name	Country	Preliminary	Final	Overall	Team
1	(2) SOURTY, Virginie	FRA 	3530	3360		1000.00
2	(65) CEDERQUIST, Linnea	SWE 	1880	2880	1000.00	815.86
3	(13) DAVYDOVA, Irina	SUI 	1740	2620		742.21
4	(132) HULLER, Julia	GER 	2320	2200	805.56	657.22
5	(116) ATKINS, Kelly	GBR 	1700	1800	625.00	509.92
6	(53) BLOEMSMA, Samantha	RSA 	1660		576.39	470.25
7	(112) ANDERSEN, Katrine	DEN 	760		263.89	215.30











Over 45 Women Tricks Results

Homologation: Record capability

Bib	Name	Country	Preliminary	Final	Overall	Team
1	(113) LANGROCK, Claudia	GER 	3420	4050	1000.00	1000.00
2	(71) MARCHEVET, Cecile	FRA 	2830	2680		698.77
3	(27) VANG, Lise	NOR 	2290	1560	565.43	565.43
4	(9) GALVIN, Eileen	IRL 	600	410		148.15














Over 45 Men Tricks Results

Homologation: Record capability

Bib	Name	Country	Preliminary	Final	Overall	Team
1	(72) GURALIA, Genadi	GEO 	7540	6910	1000.00	1000.00
2	(1) MAROIS, Sebastien	FRA 	2060	3640	482.76	482.76
3	(153) GABRIEL, Raoul	FRA 	3690	3620	489.39	489.39
4	(15) CABRI, Thomas	SUI 	4300	3550	570.29	570.29
5	(91) LANCE, Benoit	BEL 	2880	3160		419.10
6	(6) GALVIN, Barry	IRL 	1510		200.27	200.27
7	(121) BRUMMER, Holger	GER 	1410		187.00	187.00
8	*(128) SIEGEL, Ralph	*GER 	1160			
9	(68) LUND, Stefan	SWE 	860			114.06
10	(88) SCHOBER, Martin	AUT 	670			88.86

Over 55 Men Tricks Results

Homologation: Record capability

Bib	Name	Country	Preliminary	Final	Overall	Team
1	(33) SAINTVITEUX, Yves	BEL 	3450	3540	1000.00	1000.00
2	(82) BRADHE, Odd	SWE 	3380	2890		954.80
3	(141) DOKOUPIL, Tom	NED 	2080	2610		737.29
4	(25) PAOLI, Jean-Michel	*FRA 	2320	2560		
5	(125) BROEMEL, Mike	GER 	2860	2060	807.91	807.91
6	(7) MATHIEU, Francois	FRA 	1800	1790	508.47	508.47
7	(64) VIGNERON, Frederic	*FRA 	1770	1470	500.00	
8	(124) KAPFELSBERGER, Rainer	GER 	2000	1430		564.97
9	(78) SJOSTROM, Bo	SWE 	1760			497.18
10	(118) WOOLDRIDGE, Simon	*GBR 	1070		302.26	
11	(14) JONSSON, Magnus	SWE 	1040		293.79	293.79
12	(100) SCHULZE, Frank	AUT 	830		234.46	234.46
13	(5) ORMOND, Richard	SUI 	510			144.07








Over 35 Women Jump Results

Homologation: Record capability

Bib	Name	Country	Preliminary	Final	Overall	Team
1 (112)	ANDERSEN, Katrine	DEN 	36.2m	35.6m	1000.00	1000.00
2 (53)	BLOEMSMA, Samantha	RSA 	23.1m	26.1m	654.11	654.11
3 (116)	ATKINS, Kelly	GBR 	16.2m	21.5m	496.58	496.58
4 (132)	HULLER, Julia	GER 	15.3m	15.5m	291.10	291.10
5 (65)	CEDERQUIST, Linnea	SWE 	0.00m			









Over 45 Men Jump Results

Homologation: Record capability






Bib	Name	Country	Preliminary	Final	Overall	Team
1 (72)	GURALIA, Genadi	GEO 	47.3m	49.8m	1000.00	1000.00
2 (153)	GABRIEL, Raoul	FRA 	43.5m	45.3m	870.69	870.69
3 (15)	CABRI, Thomas	SUI 	44.9m	44.7m	859.20	859.20
4 (6)	GALVIN, Barry	IRL 	41.8m	43.1m	807.47	807.47
5 (26)	GOURDET, Mathieu	*FRA 	30.0m	30.5m		
6 (1)	MAROIS, Sebastien	FRA 	20.5m		158.05	158.05
7 (121)	BRUMMER, Holger	GER 	0.00m			

Over 55 Men Jump Results









Homologation: Record capability

Bib	Name	Country	Preliminary	Final	Overall	Team
1 (14)	JONSSON, Magnus	SWE 	33.3m	35.6m	1000.00	1000.00
2 (100)	SCHULZE, Frank	AUT 	32.9m	33.9m	933.59	933.59
3 (33)	SAINTVITEUX, Yves	BEL 	25.6m	27.1m	667.97	667.97
4 (7)	MATHIEU, Francois	FRA 	23.8m	24.8m	578.12	578.12
5 (125)	BROEMEL, Mike	GER 	20.4m	24.4m	562.50	562.50
6 (64)	VIGNERON, Frederic	*FRA 	17.1m		277.34	
7 (118)	WOOLDRIDGE, Simon	*GBR 	12.3m		89.84	
8 (4)	BEARD, Mark	GBR 	0.00m			



Over 35 Women Overall Results

Bib	Name	Country	Slalom	Tricks	Jump	Overall
1 (112)	ANDERSEN, Katrine	DEN 	968.75	263.89	1000.00	2232.64
2 (53)	BLOEMSMA, Samantha	RSA 	984.38	576.39	654.11	2214.88
3 (116)	ATKINS, Kelly	GBR 	1000.00	625.00	496.58	2121.58
4 (65)	CEDERQUIST, Linnea	SWE 	1000.00	1000.00		2000.00
5 (132)	HULLER, Julia	GER 	656.25	805.56	291.10	1752.91







Over 35 Men Overall Results

Bib	Name	Country	Slalom	Tricks	Jump	Overall
1	(96) FORTAMPS, Olivier	BEL 	764.71	1000.00	791.51	2556.22
2	(109) MORRISON, William	GBR 	941.18	479.76	1000.00	2420.94
3	(8) DELACOUR, Arnaud	FRA 	1000.00	272.46	949.81	2222.27
4	(90) GRAUX, Basile	BEL 	941.18	706.81	544.40	2192.39
5	(152) RUTKOWSKI, Jakub	POL 	500.00	71.08	899.61	1470.69
6	(35) DELPY, Anthony	FRA 	823.53	183.61	308.88	1316.02
7	(3) CHEYROUX, Olivier	SUI 	88.24	235.93	961.39	1285.56
8	(131) NOATNICK, Felix	GER 	455.88	71.08	486.49	1013.45








Over 45 Women Overall Results

Bib	Name	Country	Slalom	Tricks	Jump	Overall
1	(27) VANG, Lise	NOR 	1000.00	565.43	1000.00	2565.43
2	(113) LANGROCK, Claudia	GER 	814.29	1000.00	609.84	2424.13


Over 45 Men Overall Results

Bib	Name	Country	Slalom	Tricks	Jump	Overall
1	(72) GURALIA, Genadi	GEO 	1000.00	1000.00	1000.00	3000.00
2	(15) CABRI, Thomas	SUI 	843.24	570.29	859.20	2272.73
3	(153) GABRIEL, Raoul	FRA 	864.86	489.39	870.69	2224.94
4	(6) GALVIN, Barry	IRL 	605.41	200.27	807.47	1613.15
5	(1) MAROIS, Sebastien	FRA 	800.00	482.76	158.05	1440.81
6	(121) BRUMMER, Holger	GER 	745.95	187.00		932.95

Over 55 Men Overall Results



Bib	Name	Country	Slalom	Tricks	Jump	Overall
1	(33) SAINTVITEUX, Yves	BEL 	900.00	1000.00	667.97	2567.97
2	(14) JONSSON, Magnus	SWE 	1000.00	293.79	1000.00	2293.79
3	(100) SCHULZE, Frank	AUT 	940.00	234.46	933.59	2108.05
4	(125) BROEMEL, Mike	GER 	730.00	807.91	562.50	2100.41
5	(7) MATHIEU, Francois	FRA 	640.00	508.47	578.12	1726.59
6	(64) VIGNERON, Frederic	*FRA 	780.00	500.00	277.34	1557.34
7	(118) WOOLDRIDGE, Simon	*GBR 	610.00	302.26	89.84	1002.10

Over 70 Men Overall Results

Bib	Name	Country	Slalom	Tricks	Jump	Overall
1	(147) LILLEBERG, Audun	*NOR 	1000.00	1000.00	1000.00	3000.00



















Over 65 Women Slalom Results

Homologation: Record capability

Bib	Name	Country	Preliminary	Final	Overall	Team
1	(51) JOHNSON, Jan	RSA 	3.50/49/13.00	5.00/49/13.00	1000.00	
2	(38) TAPIERO, Marie Blanche	ESP 	4.00/40	3.00/49/13.00	951.22	
3	(21) KIRBY, Dianne	IRL 	0.00/49	1.00/40	1000.00	439.02



Over 65 Men Slalom Results

Homologation: Record capability

Bib	Name	Country	Preliminary	Final	Overall	Team
1	(180) KYPRIOS, Sotiris	GRE 	5.00/52/11.25	3.00/52/11.25 (Tie break: 3.00/52/11.25)	1000.00	
2	(135) MORENO DE CARLOS T., Guillermo	ESP 	2.00/52/12.00	3.00/52/11.25 (Tie break: 2.00/52/11.25)	962.26	
3	(130) REITBERGER, Anton	GER 	3.00/52/12.00	2.00/52/12.00	1000.00	849.06
4	(94) GAMBUT, Jerome	*FRA 	5.00/52/14.25	2.00/52/12.00		
5	(139) CORTEY, Guy	MAR 	2.00/52/12.00	5.00/52/13.00	830.19	
6	(157) TYTECA, Ferdi	BEL 	1.50/52/12.00	3.50/52/13.00	820.75	
7	(107) JONES, Keith	GBR 	2.00/52/13.00	3.00/52/13.00	735.85	
8	(17) KURER, Bernard	SUI 	3.50/52/13.00	3.50/52/14.25	745.28	
9	(87) KOTTL, Hermann	AUT 	2.00/52/13.00	4.50/52/16.00	716.98	
10	(61) KOLMAN, Zdenek Sen.	CZE 	2.00/52/13.00	3.50/52/16.00	844.44	716.98
11	*(101) TIMOTHY, James	*GBR 	4.00/52/14.25			
12	(57) BATTAGLIA, Philippe	FRA 	3.00/52/14.25		622.64	
13	*(43) CHENESSEAU, Bruno	*FRA 	2.50/52/14.25			
13	(67) HAMMERSLEY, Paul	GBR 	2.50/52/14.25		722.22	613.21
13	(86) SWOBODA, Christian	AUT 	2.50/52/14.25		722.22	613.21
16	*(102) WINTER, Martin	*GBR 	2.50/52			
17	(105) ROWLANDS, Rodney	GBR 	2.50/43		55.56	47.17
18	(89) VAN GINSBERGEN, Frans	BEL 	1.00/43		22.22	18.87









Over 65 Women Tricks Results

Homologation: Record capability

Bib	Name	Country	Preliminary	Final	Overall	Team
1	(38) TAPIERO, Marie Blanche	ESP 	940	1750	1000.00	
2	(21) KIRBY, Dianne	IRL 	1000	750	1000.00	571.43


Over 65 Men Tricks Results

Homologation: Record capability

Bib	Name	Country	Preliminary	Final	Overall	Team
1	(61) KOLMAN, Zdenek Sen.	CZE 	1780	2100	1000.00	1000.00
2	(130) REITBERGER, Anton	GER 	1350	1550	738.10	738.10
3	(107) JONES, Keith	GBR 	1700	1410		809.52
4	(57) BATTAGLIA, Philippe	FRA 	1830	1240		871.43
5	(67) HAMMERSLEY, Paul	GBR 	1500	1220	714.29	714.29
6	(86) SWOBODA, Christian	AUT 	520		247.62	247.62
7	(89) VAN GINSBERGEN, Frans	BEL 	350		166.67	166.67
8	(105) ROWLANDS, Rodney	GBR 	290		138.10	138.10

Over 65 Women Jump Results

Homologation: Record capability


Bib	Name	Country	Preliminary	Final	Overall	Team
1	(21) KIRBY, Dianne	IRL 	12.3m	15.0m	1000.00	1000.00

Over 65 Men Jump Results







Homologation: Record capability

Bib	Name	Country	Preliminary	Final	Overall	Team
1	(67) HAMMERSLEY, Paul	GBR 	37.0m	38.3m	1000.00	1000.00
2	(86) SWOBODA, Christian	AUT 	33.5m	35.6m	929.50	929.50
3	(105) ROWLANDS, Rodney	GBR 	15.1m	16.8m	438.64	438.64
4	(130) REITBERGER, Anton	GER 	15.8m	16.0m	417.75	417.75
5	(89) VAN GINSBERGEN, Frans	BEL 	16.5m	0.00m	430.81	430.81
6	(61) KOLMAN, Zdenek Sen.	CZE 	13.3m		347.26	347.26

Over 65 Women Overall Results



Bib	Name	Country	Slalom	Tricks	Jump	Overall
1	(21) KIRBY, Dianne	IRL 	1000.00	1000.00	1000.00	3000.00

Over 65 Men Overall Results

Bib	Name	Country	Slalom	Tricks	Jump	Overall
1	(67) HAMMERSLEY, Paul	GBR 	722.22	714.29	1000.00	2436.51
2	(61) KOLMAN, Zdenek Sen.	CZE 	844.44	1000.00	347.26	2191.70
3	(130) REITBERGER, Anton	GER 	1000.00	738.10	417.75	2155.85
4	(86) SWOBODA, Christian	AUT 	722.22	247.62	929.50	1899.34
5	(105) ROWLANDS, Rodney	GBR 	55.56	138.10	438.64	632.30
6	(89) VAN GINSBERGEN, Frans	BEL 	22.22	166.67	430.81	619.70

Over 75 Women Slalom Results

Homologation: Record capability

Bib	Name	Country	Preliminary	Final	Overall	Team
1	(98) THOMPSON, Juliet	*GBR 	2.00/37	2.50/40 (Tiebreak: 4.00/40)		
2	(114) WORSHIP, Carol	*GBR 	2.00/46	2.50/40 (Tiebreak: 0.00/40)		



Over 75 Men Slalom Results

Homologation: Record capability

Bib	Name	Country	Preliminary	Final	Overall	Team
1	(10) PARPETTE, Jean-Yves	*FRA 	4.00/49/12.00	1.00/49/12.00		
2	(156) HORNAGOLD, Mike Snr	*GBR 	2.00/49/14.25	4.00/49/14.25		
3	(119) ROBERTSON, Alan	*GBR 	4.00/49	2.00/49		
4	(77) FOX, Jean Pierre	*FRA 	3.00/49/16.00	4.00/46		
5	(106) PHILIPS, John	*GBR 	3.00/49/13.00	2.50/46	1000.00	




Over 75 Women Tricks Results

Homologation: Record capability

Bib	Name	Country	Preliminary	Final	Overall	Team
1	(98) THOMPSON, Juliet	*GBR 	660	780		
2	(114) WORSHIP, Carol	*GBR 	320	200		


Over 75 Men Tricks Results

Homologation: Record capability


Bib	Name	Country	Preliminary	Final	Overall	Team
1	(106) PHILIPS, John	*GBR 	750	910	1000.00	
2	(156) HORNAGOLD, Mike Snr	*GBR 	330	460		
3	(77) FOX, Jean Pierre	*FRA 	240	340		

Over 75 Men Jump Results

Homologation: Record capability


Bib	Name	Country	Preliminary	Final	Overall	Team
1	(106) PHILIPS, John	*GBR 	12.3m	12.8m	1000.00	

Over 75 Men Overall Results

Bib	Name	Country	Slalom	Tricks	Jump	Overall
1	(106) PHILIPS, John	*GBR 	1000.00	1000.00	1000.00	3000.00












Over 70 Women Slalom Results

Homologation: Record capability

Bib	Name	Country	Preliminary	Final	Overall	Team
1	(19) DE PEIC, Sibyl	*SUI 	3.00/49/16.00	3.00/49/14.25		

Over 55 Women Slalom Results

Homologation: Record capability

Bib	Name	Country	Preliminary	Final	Overall	Team
1	(22) CLEMENTS, Chantal	*GBR 	1.50/52/12.00	4.50/52/13.00		
2	(39) WINTER, Hilary	GBR 	1.00/52/12.00	3.50/52/13.00		1000.00
3	(129) GEIßLER, Claudia	*GER 	2.00/52/13.00	3.00/52/13.00		
4	(146) VARMING, Susanne	NOR 	2.50/52/13.00	2.50/52/13.00		895.35
5	(59) MARIN, Anne Cecile	*FRA 	2.00/52/13.00	5.00/52/14.25		
6	(581) LANCIEN ESCOLANO, Florence	FRA 	2.00/52/13.00	4.00/52/14.25	1000.00	883.72
7	(117) LOWE, Katie	GBR 	1.50/52/14.25		828.95	732.56
8	(120) BOEPPLE-FILBIG, Petra	GER 	1.00/52/14.25		815.79	720.93
9	(104) VLUYMANS, Ingrid	BEL 	5.00/52/16.00			674.42
10	(143) FINSTAD, Hanne Lotte	NOR 	3.00/52			488.37
11	(58) COMBET ZILL, Marie (Marie-Claude)	FRA 	1.50/43			

Over 55 Women Tricks Results

Homologation: Record capability

Bib	Name	Country	Preliminary	Final	Overall	Team
1 (581)	LANCIEN ESCOLANO, Florence	FRA 	2730	2760	1000.00	1000.00
2 (120)	BOEPPLE-FILBIG, Petra	GER 	2430	2070	880.43	880.43
3 (117)	LOWE, Katie	GBR 	1780	1780	644.93	644.93
4 (104)	VLUYMANS, Ingrid	BEL 	1060	1470		532.61
5 (143)	FINSTAD, Hanne Lotte	NOR 	1160	1160		420.29










Over 70 Men Tricks Results

Homologation: Record capability

Bib	Name	Country	Preliminary	Final	Overall	Team
1 (52)	COUGARD, Philippe	*FRA 	2040	1760		
2 (158)	ARP HANSEN, Lars	*DEN 	1370	1670		
3 (126)	BURGER, Norbert	*GER 	390	660		
4 (147)	LILLEBERG, Audun	*NOR 	340	410	1000.00	









Over 35 Men Tricks Results

Homologation: Record capability

Bib	Name	Country	Preliminary	Final	Overall	Team
1 (96)	FORTAMPS, Olivier	BEL 	9650	10130	1000.00	1000.00
2 (90)	GRAUX, Basile	BEL 	6140	7160	706.81	706.81
3 (109)	MORRISON, William	GBR 	4240	4860	479.76	479.76
4 (8)	DELACOUR, Arnaud	FRA 	2510	2760	272.46	272.46
5 (3)	CHEYROUX, Olivier	SUI 	2390	2070	235.93	235.93
6 (35)	DELPY, Anthony	FRA 	1860		183.61	183.61
7 (150)	BERNATOWICZ, Tomasz	POL 	1300			128.33
8 (131)	NOATNICK, Felix	GER 	720		71.08	71.08
8 (152)	RUTKOWSKI, Jakub	POL 	720		71.08	71.08



Over 35 Men Jump Results

Homologation: Record capability

Bib	Name	Country	Preliminary	Final	Overall	Team
1 (109)	MORRISON, William	GBR 	44.5m	45.9m	1000.00	1000.00
2 (3)	CHEYROUX, Olivier	SUI 	41.1m	44.9m	961.39	961.39
3 (8)	DELACOUR, Arnaud	FRA 	44.6m	44.1m	949.81	949.81
4 (152)	RUTKOWSKI, Jakub	POL 	43.3m	41.5m	899.61	899.61
5 (96)	FORTAMPS, Olivier	BEL 	39.0m	40.5m	791.51	791.51
6 (90)	GRAUX, Basile	BEL 	34.1m		544.40	544.40
7 (131)	NOATNICK, Felix	GER 	32.6m		486.49	486.49
8 (35)	DELPY, Anthony	FRA 	28.0m		308.88	308.88




Over 45 Women Jump Results

Homologation: Record capability

Bib	Name	Country	Preliminary	Final	Overall	Team
1 (27)	VANG, Lise	NOR 	29.6m	30.5m	1000.00	1000.00
2 (113)	LANGROCK, Claudia	GER 	18.6m	0.00m	609.84	609.84


Over 55 Women Jump Results

Homologation: Record capability

Bib	Name	Country	Preliminary	Final	Overall	Team
1 (117)	LOWE, Katie	GBR 	20.7m	20.6m	1000.00	1000.00
2 (581)	LANCIEN ESCOLANO, Florence	FRA 	12.5m	15.3m	789.88	789.88
3 (120)	BOEPPLE-FILBIG, Petra	GER 	11.1m	12.4m	677.04	677.04

Over 70 Men Jump Results

Homologation: Record capability

Bib	Name	Country	Preliminary	Final	Overall	Team
1 (147)	LILLEBERG, Audun	*NOR 	23.9m	28.1m	1000.00	

Over 55 Women Overall Results

Bib	Name	Country	Slalom	Tricks	Jump	Overall
1 (581)	LANCIEN ESCOLANO, Florence	FRA 	1000.00	1000.00	789.88	2789.88
2 (117)	LOWE, Katie	GBR 	828.95	644.93	1000.00	2473.88
3 (120)	BOEPPLE-FILBIG, Petra	GER 	815.79	880.43	677.04	2373.26

Chief Judge
KUNERT, Elena

Homologator
DAVIES, Peter

Scorer
LANGROCK, Ulf