























## E & A 35+ Championships






LACANAU - 15/18 Sep 2011



# E & A 35+ Championships

### Over 35 Men Slalom Results









Name	Country	Categ.	Preliminary	Final	Overall
1 Gabriel Raoul	FRA 	35+ M	2.00/55/10.75	4.00/55/10.75	950.82
2 Guralia Genadi	GEO 	35+ M	3.00/55/10.75	3.00/55/10.75	934.43
3 Palombo Stefano	ITA 	35+ M	4.50/55/11.25	3.00/55/10.75	934.43
4 Miermont Stephane	FRA 	35+ M	3.00/55/10.75	2.00/55/10.75	934.43
5 Leonhardt Andeas	GER 	35+ M	4.00/55/11.25	4.00/55/11.25	852.46
6 Fenzl Martin	AUT 	35+ M	4.00/55/11.25	3.50/55/11.25	852.46
7 Cesinski Pierre	SUI 	35+ M	2.50/55/11.25	3.50/55/11.25	844.26
8 Nemeth Gabor	HUN 	35+ M	3.00/55/11.25	3.00/55/11.25	836.07
9 Ducrot Nicolas	*FRA 	35+ M	3.00/55/11.25	2.50/55/11.25	836.07
10 Dulos Fotis	GRE 	35+ M	2.00/55/11.25 (Tie break: 3.00/55/11.25)	2.50/55/12.00	819.67
11 Draux Philippe	*FRA 	35+ M	4.50/55/11.25	1.50/55/12.00	860.66
12 Lang Michael	GER 	35+ M	3.50/55/11.25	1.50/55/13.00	844.26
13 Delhaize Matthieu	BEL 	35+ M	2.00/55/11.25 (Tie break: 2.25/55/11.25)		819.67
14 Bjornoe Ole-Johan	NOR 	35+ M	2.00/55/11.25 (Tie break: 1.50/55/11.25)		819.67
15 Jonsson Magnus	SWE 	35+ M	2.00/55/11.25 (Tie break: 3.50/55/12.00)		819.67
16 Cammidge Wayne	RSA 	35+ M	3.25/55/12.00		741.80
17 Mariani Gabriele	ITA 	35+ M	1.50/55/12.00		713.11
18 Saintviteux Yves	BEL 	35+ M	4.50/55/13.00		663.93
19 Higgins Daryl	IRL 	35+ M	4.00/55/13.00		655.74
20 Rungis Gundars	LAT 	35+ M	3.50/55/13.00		647.54
21 Seyfried Xavier	SUI 	35+ M	2.50/55/13.00		631.15
22 Marthinsen Lars- Andreas	NOR 	35+ M	2.00/55/14.25		524.5

### Over 35 Men Tricks Results







Name	Country	Categ.	Preliminary	Final	Overall
1 Le Forestier Nicolas	*FRA 	35+ M	10220	8460	1135.56
2 Leonhardt Andeas	GER 	35+ M	4730	5260	584.44
3 Saintviteux Yves	BEL 	35+ M	3100	5110	567.78
4 Guralia Genadi	GEO 	35+ M	8470	4090	941.11
5 Gabriel Raoul	FRA 	35+ M	4920	1970	546.67

6 Bjornoe Ole-Johan	NOR		35+ M	1930	214.44
7 Higgins Daryl	IRL		35+ M	950	105.56







## Over 35 Men Jump Results

Name	Country		Categ.	Preliminary	Final	Overall
1 Bjornoe Ole-Johan	NOR		35+ M	56.1m	56.7m	912.11
2 Guralia Genadi	GEO		35+ M	55.4m	55.0m	886.72
3 Leonhardt Andeas	GER		35+ M	50.4m	54.4m	867.19
4 Singleton Chris	GBR		35+ M	52.6m	53.3m	845.70
5 Gabriel Raoul	FRA		35+ M	48.5m	49.9m	779.30
6 Higgins Daryl	IRL		35+ M	40.1m		587.89
7 Saintviteux Yves	BEL		35+ M	35.9m		505.86
8 Cammidge Wayne	RSA		35+ M	32.0m		429.69





## Over 35 Men Overall Results

Name	Country		Categ.	Slalom	Tricks	Jump	Overall
1 Guralia Genadi	GEO		35+ M	934.43	941.11	886.72	2762.26
2 Leonhardt Andeas	GER		35+ M	852.46	584.44	867.19	2304.09
3 Gabriel Raoul	FRA		35+ M	950.82	546.67	779.30	2276.79
4 Bjornoe Ole-Johan	NOR		35+ M	819.67	214.44	912.11	1946.22
5 Saintviteux Yves	BEL		35+ M	663.93	567.78	505.86	1737.57
6 Higgins Daryl	IRL		35+ M	655.74	105.56	587.89	1349.19




## Over 35 Ladies Slalom Results

Name	Country		Categ.	Preliminary	Final	Overall
1 Tribble Florence	FRA		35+ F	4.50/55/12.00	4.00/55/12.00	1009.62
2 Marchevet Cecile	FRA		35+ F	0.50/55/12.00	3.25/55/12.00	985.58
3 Noble Catherine	*FRA		35+ F	0.00/55/14.25	3.00/55/12.00	980.77
4 Anderberg Natasha	SWE		35+ F	2.00/55/12.00	2.00/55/12.00	961.54
5 Langrock Claudia	GER		35+ F	1.50/55/14.25	5.00/55/16.00	721.15
6 Conti Marianna	GRE		35+ F	3.00/52		57.69




## Over 35 Ladies Tricks Results

Name	Country		Categ.	Preliminary	Final	Overall
1 Tribble Florence	FRA		35+ F	4340	4690	694.81
2 Langrock Claudia	GER		35+ F	3800	3670	562.96
3 Marchevet Cecile	FRA		35+ F	2380	2920	432.59
4 Anderberg Natasha	SWE		35+ F	2400	2520	373.33




















## Over 35 Ladies Jump Results

Name	Country	Categ.	Preliminary	Final	Overall
1 Tribble Florence	FRA 	35+ F	35.9m	36.4m	821.23
2 Marchevert Cecile	FRA 	35+ F	26.5m	27.5m	572.63
3 Langrock Claudia	GER 	35+ F	22.9m	23.9m	472.07












## Over 35 Ladies Overall Results

Name	Country	Categ.	Slalom	Tricks	Jump	Overall
1 Tribble Florence	FRA 	35+ F	1009.62	694.81	821.23	2525.66
2 Marchevert Cecile	FRA 	35+ F	985.58	432.59	572.63	1990.80
3 Langrock Claudia	GER 	35+ F	721.15	562.96	472.07	1756.18









## Over 45 Men Slalom Results

Name	Country	Categ.	Preliminary	Final	Overall
1 Kjellander Mikael	SWE 	45+ M	2.00/55/10.25	2.00/55/10.75 (Tie break: 6.00/55/11.25)	1008.13
2 Hazelwood Tim	GBR 	45+ M	3.00/55/11.25	2.00/55/10.75 (Tie break: 2.00/55/11.25)	910.57
3 Watson Rodney	IRL 	45+ M	2.00/55/11.25 (Tie break: 4.00/55/11.25)	4.50/55/11.25	853.66
4 Arbaizar Cesar	ESP 	45+ M	2.00/55/11.25 (Tie break: 4.00/55/11.25)	4.00/55/11.25	845.53
5 Guyamier Patrick	FRA 	45+ M	3.50/55/11.25	3.50/55/11.25	837.40
6 Duminil Frederic	*FRA 	45+ M	4.00/55/11.25	3.00/55/11.25	845.53
7 Lataste Jacques	FRA 	45+ M	3.00/55/11.25	2.50/55/11.25	829.27
8 Teixidor Dani	ESP 	45+ M	2.00/55/10.75	1.50/55/11.25	910.57
9 Seguin Thierry	*FRA 	45+ M	3.00/55/11.25	1.50/55/11.25	829.27
10 Bertrand Georges	*FRA 	45+ M	2.50/55/11.25	4.50/55/12.00	821.14
11 Arneodo Serge	*FRA 	45+ M	2.00/55/11.25 (Tie break: 2.00/55/11.25)	1.50/55/12.00	813.01
12 Briquet Patrick	*FRA 	45+ M	2.25/55/11.25	0.50/55/12.00	817.07
13 Kyprios Sotiris	*GRE 	45+ M	2.00/55/11.25 (Tie break: 3.00/55/12.00)		813.01
14 Walker Dean	DEN 	45+ M	2.00/55/11.25 (Tie break: 2.50/55/12.00)		813.01
15 Schulze Frank	AUT 	45+ M	5.00/55/12.00		764.23
16 Delair William	*FRA 	45+ M	4.50/55/12.00		756.10
17 Schipner Thoralf	GER 	45+ M	4.00/55/12.00		747.97
18 Dokoupil Tom	NED 	45+ M	3.50/55/12.00		739.84
18 Ramos Roque Pedro Nuno	POR 	45+ M	3.50/55/12.00		739.84






## iwwfed-ea.org: E &amp; A 35+ Championships

20	Kambanis Andreas	GRE 	45+ M	2.50/55/12.00	723.58
21	Keusseoglou Aleco	MON 	45+ M	2.00/55/12.00	715.45
21	Soer Paul Gerard	MON 	45+ M	2.00/55/12.00	715.45
23	Alves Luc	*FRA 	45+ M	1.50/55/12.00	707.32
24	Engelhardt Volker	AUT 	45+ M	1.00/55/12.00	699.19
25	Bergström Thommy	SWE 	45+ M	3.50/55/13.00	642.28
26	De Jongh Dennis	RSA 	45+ M	2.00/55/13.00	617.89
26	Fiammenghi Alessandro	ITA 	45+ M	2.00/55/13.00	617.89
28	Foss Henrik	NOR 	45+ M	3.50/55/14.25	544.72
29	Aal Cato	NOR 	45+ M	2.50/55/14.25	528.46
30	Beard Mark	GBR 	45+ M	1.50/55/16.00	414.63






**Over 45 Men Tricks Results**

Name	Country	Categ.	Preliminary	Final	Overall
1 Brådhe Odd	SWE 	45+ M	3110	3610	724.90
2 Schipner Thoralf	GER 	45+ M	2710	3440	690.76
3 Lataste Jacques	FRA 	45+ M	4080	3420	819.28
4 Hazelwood Tim	GBR 	45+ M	2300	2600	522.09
5 Dokoupil Tom	NED 	45+ M	2850	2590	572.29
6 Beard Mark	GBR 	45+ M	1810		363.45
7 De Jongh Dennis	RSA 	45+ M	1620		325.30
8 Schulze Frank	AUT 	45+ M	600		120.48







**Over 45 Men Jump Results**

Name	Country	Categ.	Preliminary	Final	Overall
1 Hazelwood Tim	GBR 	45+ M	55.3m	53.8m	1013.42
2 Schipner Thoralf	GER 	45+ M	51.1m	53.2m	966.44
3 Lataste Jacques	FRA 	45+ M	48.6m	47.9m	863.53
4 Schulze Frank	AUT 	45+ M	38.8m	38.5m	644.30
5 Beard Mark	GBR 	45+ M	32.8m		510.07




**Over 45 Men Overall Results**

Name	Country	Categ.	Slalom	Tricks	Jump	Overall
1 Lataste Jacques	FRA 	45+ M	829.27	819.28	863.53	2512.08
2 Hazelwood Tim	GBR 	45+ M	910.57	522.09	1013.42	2446.08
3 Schipner Thoralf	GER 	45+ M	747.97	690.76	966.44	2405.17
4 Schulze Frank	AUT 	45+ M	764.23	120.48	644.30	1529.01
5 Beard Mark	GBR 	45+ M	414.63	363.45	510.07	1288.15



**Over 45 Ladies Slalom Results**

Name	Country	Categ.	Preliminary	Final	Overall
1 Gubarenko Olga	RUS 	45+ F	2.50/55/12.00	3.00/55/12.00	918.92
2 Marin Anne Cecile	*FRA 	45+ F	0.00/55/13.00	2.00/55/13.00	792.79
3 Varming Susanne	NOR 	45+ F	2.50/55/13.00	5.50/55/14.25	801.80
4 Tapiero Marie Blanche	ESP 	45+ F	3.00/55/13.00	0.00/55/14.25	810.81
5 Maher Janina	GBR 	45+ F	3.50/55/16.00	4.50/55/16.00	621.62
6 Hazelwood Kate	GBR 	45+ F	0.00/49		


## Over 45 Ladies Tricks Results

Name	Country	Categ.	Preliminary	Final	Overall
1 Maher Janina	GBR 	45+ F	1980	2620	623.81
2 Tapiero Marie Blanche	ESP 	45+ F	1940	2100	500.00
3 Hazelwood Kate	GBR 	45+ F	1150	1370	326.19















## Over 45 Ladies Jump Results

Name	Country	Categ.	Preliminary	Final	Overall
1 Hazelwood Kate	GBR 	45+ F	18.4m	18.8m	497.89
2 Maher Janina	GBR 	45+ F	11.5m	13.1m	257.38






















## Over 45 Ladies Overall Results

Name	Country	Categ.	Slalom	Tricks	Jump	Overall
1 Maher Janina	GBR 	45+ F	621.62	623.81	257.38	1502.81












## Over 55 Men Slalom Results

Name	Country	Categ.	Preliminary	Final	Overall
1 Söderberg Morgan	SWE 	55+ M	5.00/55/12.00	3.00/55/11.25	1020.00
2 Skande Ulf	SWE 	55+ M	2.00/55/11.25	1.00/55/11.25	1000.00
3 Dauzonne Georges	*FRA 	55+ M	3.50/55/12.00	5.50/55/12.00	950.00
4 Leprince Philippe	FRA 	55+ M	4.50/55/12.00	5.00/55/12.00	940.00
5 Frangistas Nikolas	GRE 	55+ M	3.00/55/12.00	3.00/55/12.00	900.00
6 Parpette Jean-Yves	*FRA 	55+ M	2.00/55/12.00	3.00/55/12.00	900.00
7 Gruber Klaus	*AUT 	55+ M	3.50/55/12.00	2.50/55/12.00	910.00
8 Cortey Guy	*FRA 	55+ M	3.50/55/12.00	2.00/55/12.00	910.00
9 Hughes Philip	GBR 	55+ M	2.50/55/12.00	2.00/55/12.00	890.00
10 Jamin Jean-Michel	*FRA 	55+ M	2.00/55/12.00	5.00/55/13.00	880.00
11 Reybier Philippe	*FRA 	55+ M	1.00/55/12.00	4.00/55/13.00	860.00
12 Cohen Jonathan	*GBR 	55+ M	1.50/55/11.25	3.50/46	990.00
13 Arp Hansen Lars	DEN 	55+ M	4.00/55/13.00		800.00
13 Lanzani Christian	*FRA 	55+ M	4.00/55/13.00		800.00





## iwwfed-ea.org: E &amp; A 35+ Championships







13 Segers Alain	*FRA		55+ M	4.00/55/13.00	800.00
16 Brunel Pierre Gilles	*FRA		55+ M	3.50/55/13.00	790.00
17 Jönsson Jan B	SWE		55+ M	3.00/55/13.00	780.00
17 Waller John	GBR		55+ M	3.00/55/13.00	780.00
17 Ward George	GBR		55+ M	3.00/55/13.00	780.00
20 Begovich Heinz	AUT		55+ M	2.00/55/13.00	760.00
20 Bridges Harold	IRL		55+ M	2.00/55/13.00	760.00
20 De Mello Michael	POR		55+ M	2.00/55/13.00	760.00
20 Furian Teddy	AUT		55+ M	2.00/55/13.00	760.00
24 Fernandes Fernando	POR		55+ M	1.50/55/13.00	750.00
25 Hueller Heiko	GER		55+ M	5.00/55/14.25	700.00
25 Traube Alain	*FRA		55+ M	5.00/55/14.25	700.00
27 Johnsen Lasse	NOR		55+ M	4.00/55/14.25	680.00
28 Köttl Hermann	AUT		55+ M	3.00/55/14.25	660.00
29 Lilleberg Audun	NOR		55+ M	2.00/55/14.25	640.00
30 Senge Wolfgang	GER		55+ M	5.50/55/18.25	470.00
31 Reitberger Toni	GER		55+ M	6.00/46	120.00
32 Fox Jean Pierre	*FRA		55+ M	4.00/46	80.00
32 Gabriel George Nicolas	GRE		55+ M	4.00/46	80.00
34 Skelton Robin	IRL		55+ M	3.50/46	70.00
35 Cougard Philippe	FRA		55+ M	2.00/46	40.00

## Over 55 Men Tricks Results








Name	Country	Categ.	Preliminary	Final	Overall
1 Arp Hansen Lars	DEN	 55+ M	2440	3380	979.71
2 Ward George	GBR	 55+ M	2140	2210	640.58
3 Söderberg Morgan	SWE	 55+ M	1620	1780	515.94
4 Hueller Heiko	GER	 55+ M	1700	1390	492.75
5 Cougard Philippe	FRA	 55+ M	2020	1260	585.51
6 Senge Wolfgang	GER	 55+ M	1780	1220	515.94
7 Skande Ulf	SWE	 55+ M	1580		457.97
8 Reitberger Toni	GER	 55+ M	1210		350.72
9 Jönsson Jan B	SWE	 55+ M	1130		327.54
10 Johnsen Lasse	NOR	 55+ M	860		249.28
11 Lilleberg Audun	NOR	 55+ M	380		110.14

## Over 55 Men Jump Results



Name	Country	Categ.	Preliminary	Final	Overall
1 Clarke Geoff	IRL	 55+ M	38.1m	39.9m	1027.49
2 Senge Wolfgang	GER	 55+ M	37.1m	38.5m	979.38
3 Ward George	GBR	 55+ M	35.9m	37.0m	927.84
4 Begovich Heinz	AUT	 55+ M	33.5m	36.5m	910.65

5	Hueller Heiko	GER		55+ M	34.0m	34.5m	841.92
6	Lilleberg Audun	NOR		55+ M	31.8m		749.14
7	Jönsson Jan B	SWE		55+ M	31.3m		731.96
8	Skelton Robin	IRL		55+ M	29.7m		676.98
9	Johnsen Lasse	NOR		55+ M	29.5m		670.10
10	Reitberger Toni	GER		55+ M	17.2m		247.42


## Over 55 Men Overall Results

	Name	Country	Categ.	Slalom	Tricks	Jump	Overall
1	Ward George	GBR		55+ M	780.00	640.58	927.84 2348.42
2	Hueller Heiko	GER		55+ M	700.00	492.75	841.92 2034.67
3	Senge Wolfgang	GER		55+ M	470.00	515.94	979.38 1965.32
4	Jönsson Jan B	SWE		55+ M	780.00	327.54	731.96 1839.50
5	Johnsen Lasse	NOR		55+ M	680.00	249.28	670.10 1599.38
6	Lilleberg Audun	NOR		55+ M	640.00	110.14	749.14 1499.28
7	Reitberger Toni	GER		55+ M	120.00	350.72	247.42 718.14

## Over 55 Ladies Slalom Results

	Name	Country	Categ.	Preliminary	Final	Overall
1	Johnson Jan	RSA		55+ F	3.00/52/13.00	2.50/52/13.00 866.67
2	Hueller Gabriele	GER		55+ F	1.00/52/14.25	3.00/52/14.25 733.33

## Over 55 Ladies Tricks Results

	Name	Country	Categ.	Preliminary	Final	Overall
1	Hueller Gabriele	GER		55+ F	1990	2200 664.65

## Over 55 Ladies Jump Results

	Name	Country	Categ.	Preliminary	Final	Overall
1	Hueller Gabriele	GER		55+ F	18.5m	17.2m 684.52








## Over 55 Ladies Overall Results

	Name	Country	Categ.	Slalom	Tricks	Jump	Overall
1	Hueller Gabriele	GER		55+ F	733.33	664.65	684.52 2082.50

## Overall Team classification Team results














	Country	Name	Slalom	Tricks	Jump	Overall
1		France	3806.74	2594.42	2967.43	9368.59
		Trible Florence*	*1009.62	*642.96	*807.26	
		Miermont Stephane*	*934.43			

## iwwfed-ea.org: E &amp; A 35+ Championships

	Marchevet Cecile*	*932.69	352.59	*544.69	
	Gabriel Raoul*	918.03	*546.67	*751.95	
	Lataste Jacques*	829.27	*819.28	*863.53	
	Guyamier Patrick	837.40			
	Leprince Philippe*	*930.00			
	Cougard Philippe*	40.00	*585.51		
2	 Germany	3165.84	2233.91	3464.53	8864.28
	Hueller Heiko*	700.00	492.75	*824.74	
	Hueller Gabriele*	688.89	*601.21	684.52	
	Reitberger Toni	120.00	350.72	247.42	
	Senge Wolfgang*	470.00	515.94	*931.27	
	Leonhardt Andeas*	*852.46	*525.56	*789.06	
	Langrock Claudia*	*721.15	*562.96	444.13	
	Lang Michael*	*844.26			
	Schipner Thoralf*	*747.97	*544.18	*919.46	
3	 Great Britain	3279.27	1917.02	3245.55	8441.84
	Singleton Chris*			*832.03	
	Maher Janina*	603.60	*471.43	189.87	
	Hazelwood Kate		273.81	481.01	
	Hazelwood Tim*	*829.27	*461.85	*1013.42	
	Beard Mark*	414.63	*363.45	*510.07	
	Hughes Philip*	*890.00			
	Waller John*	*780.00			
	Ward George*	*780.00	*620.29	*890.03	
4	 Sweden	3909.67	1907.60	731.96	6549.23
	Anderberg Natasha*	*961.54	*355.56		
	Jonsson Magnus	819.67			
	Kjellander Mikael*	*1008.13			
	Brådhe Odd*		*624.50		
	Bergström Thommy	642.28			
	Skande Ulf*	*1000.00	*457.97		
	Söderberg Morgan*	*940.00	*469.57		
	Jönsson Jan B*	780.00	327.54	*731.96	
5	 Norway	2941.47	573.86	2319.63	5834.96
	Varming Susanne*	*801.80			
	Lilleberg Audun*	*640.00	*110.14	*749.14	
	Johnsen Lasse*	*680.00	*249.28	*670.10	
	Marthinsen Lars- Andreas	524.59			
	Aal Cato	528.46			
	Bjornoe Ole-Johan*	*819.67	*214.44	*900.39	
	Foss Henrik	544.72			
6	 Austria	3136.69	120.48	1451.86	4709.03
	Schulze Frank*	*764.23	*120.48	*644.30	
	Fenzl Martin*	*852.46			
	Furian Teddy*	*760.00			
	Begovich Heinz*	*760.00		*807.56	
	Engelhardt Volker	699.19			
	Köttl Hermann	660.00			
7	 Ireland	2298.75	105.56	2230.51	4634.82
	Higgins Daryl*	*655.74	*105.56	*587.89	
	Watson Rodney*	*813.01			
	Skelton Robin*	*70.00		*676.98	
	Bridges Harold*	*760.00			
	Clarke Geoff*			*965.64	
8	 Spain	2534.39	461.90		2996.29
	Teixidor Dani*	*910.57			
	Arbaizar Cesar*	*813.01			
	Tapiero Marie Blanche*	*810.81	*461.90		



iwwfed-ea.org: E & A 35+ Championships

9	 South Africa	De Jongh Dennis* Johnson Jan* Cammdige Wayne*	2226.36 *617.89 *866.67 *741.80	325.30 *325.30	429.69 *429.69	2981.35
10	 Georgia	Guralia Genadi*	934.43 *934.43	941.11 *941.11	886.72 *886.72	2762.26
11	 Greece	Frangistas Nikolas* Gabriel George Nicolas* Kambanis Andreas* Dulos Fotis* Conti Marianna	2523.25 *900.00 *80.00 *723.58 *819.67 57.69			2523.25
12	 Belgium	Saintviteux Yves* Delhaize Matthieu*	1483.60 *663.93 *819.67	344.44 *344.44	505.86 *505.86	2333.90
13	 Denmark	Walker Dean* Arp Hansen Lars*	1613.01 *813.01 *800.00	707.25 *707.25		2320.26
14	 Portugal	Ramos Roque Pedro Nuno* De Mello Michael* Fernandes Fernando*	2249.84 *739.84 *760.00 *750.00			2249.84
15	 Italy	Palombo Stefano* Fiammenghi Alessandro* Mariani Gabriele*	2191.66 *860.66 *617.89 *713.11			2191.66
16	 Switzerland	Cesinski Pierre* Seyfried Xavier*	1459.02 *827.87 *631.15			1459.02
17	 Monaco	Keusseoglou Aleco* Soer Paul Gerard*	1430.90 *715.45 *715.45			1430.90
18	 Netherlands	Dokoupil Tom*	739.84 *739.84	572.29 *572.29		1312.13
19	 Russia	Gubarenko Olga*	909.91 *909.91			909.91
20	 Hungary	Nemeth Gabor*	836.07 *836.07			836.07
21	 Latvia	Rungis Gundars*	647.54 *647.54			647.54