






















































Over 35 Ladies Slalom Results








Homologation: World record

Bib	Name	Country	Categ.	Preliminary	Final
1 (189)	Coble Eller April	*USA 	35+ F	3.00/55/11.25	1.00/55/10.75
2 (173)	Baldwin Brenda	USA 	35+ F	4.00/55/12.00	2.00/55/11.25
3 (88)	Tribble Florence	FRA 	35+ F	0.50/55/11.25	0.50/55/11.25
4 (68)	Fladborg June	DEN 	35+ F	2.00/55/11.25	5.00/55/12.00
5 (275)	Stange Stephanie	*USA 	35+ F	3.50/55/12.00	3.50/55/12.00
6 (158)	Anderberg Natasha	SWE 	35+ F	3.50/55/12.00	3.25/55/12.00
7 (183)	Burt Patricia	*USA 	35+ F	3.00/55/12.00 (Tiebreak: 3.00/55/12.00)	3.00/55/13.00
8 (42)	Kraus Kristy	*CAN 	35+ F	4.00/55/12.00	0.50/55/13.00
9 (123)	Font Aline	MEX 	35+ F	3.00/55/12.00 (Tiebreak: 1.50/55/12.00)	
10 (253)	Nagle Brandy	*USA 	35+ F	2.00/55/12.00	
11 (76)	Blanch Natalia	ESP 	35+ F	1.00/55/12.00	
12 (157)	Jaquier Valerie	SUI 	35+ F	3.50/55/13.00	
13 (65)	Jaramillo Manuela	COL 	35+ F	4.00/55/14.25	
14 (20)	Maier Olivia	AUT 	35+ F	3.00/55/14.25	
14 (257)	Petit Kyle	*USA 	35+ F	3.00/55/14.25	
16 (24)	Delrue Laetitia	BEL 	35+ F	1.50/55/14.25	

Over 35 Men Slalom Results





















Homologation: World record

Bib	Name	Country	Categ.	Preliminary	Final
1 (156)	Halt Frederic	SUI 	35+ M	3.00/55/10.25	3.00/55/10.25 (Tiebreak: 1.00/55/9.75)
2 (52)	Ross Drew	CAN 	35+ M	0.50/55/10.25	3.00/55/10.25 (Tiebreak: 3.00/55/10.25)
3 (239)	Leach Jay	*USA 	35+ M	1.00/55/10.25	3.00/55/10.25 (Tiebreak: 5.00/55/10.75)
4 (249)	Mclain Ward	*USA 	35+ M	4.00/55/10.75	3.00/55/10.25 (Tiebreak: 2.00/55/10.75)
5 (51)	Ross Doug	*CAN 	35+ M	6.00/55/10.75	2.00/55/10.25
6 (46)	Peebles Peter	*CAN 	35+ M	4.50/55/10.75	3.50/55/10.75
7 (80)	Draux Philippe	*FRA 	35+ M	1.50/55/10.25	3.00/55/10.75
8 (276)	Stisher Seth	*USA 	35+ M	4.00/55/10.75	3.00/55/10.75
9 (107)	Guralia Genadi	GEO 	35+ M	4.00/55/10.75	2.50/55/10.75
10 (181)	Blackburn Jed	*USA 	35+ M	4.00/55/10.75	2.50/55/12.00
11 (91)	Fisher Jodi	GBR 	35+ M	3.50/55/10.75	
12 (4)	Cornale Peter	AUS 	35+ M	3.00/55/10.75	
12 (82)	Gabriel Raoul	FRA 	35+ M	3.00/55/10.75	
14 (85)	Lavoue Geoffroy	FRA 	35+ M	2.50/55/10.75	
15 (226)	Jones Scot	*USA 	35+ M	1.50/55/10.75	
15 (103)	Seels Jason	GBR 	35+ M	1.50/55/10.75	
17 (163)	Larsson Niklas	SWE 	35+ M	1.00/55/10.75	
17 (100)	Newby-Ricci Jeremy	GBR 	35+ M	1.00/55/10.75	
19 (165)	Tengius Henrik	SWE 	35+ M	5.50/55/11.25	
20 (11)	Nottle Damon	AUS 	35+ M	5.00/55/11.25	
21 (278)	Surdej Jeff	USA 	35+ M	4.00/55/11.25	
22 (176)	Bellefeuille Scott	*USA 	35+ M	3.50/55/11.25	
22 (197)	Eller Christopher	*USA 	35+ M	3.50/55/11.25	
22 (116)	Mariani Gabriele	ITA 	35+ M	3.50/55/11.25	
22 (268)	Shaw Marc	USA 	35+ M	3.50/55/11.25	
26 (40)	Gosse Matt	CAN 	35+ M	3.00/55/11.25	
27 (155)	Cesinski Pierre	SUI 	35+ M	2.50/55/11.25	
27 (250)	Mccormick Michael	*USA 	35+ M	2.50/55/11.25	
29 (25)	Dupuis David	BEL 	35+ M	2.00/55/11.25	
29 (255)	Nichols Donald	*USA 	35+ M	2.00/55/11.25	
31 (26)	Fortamps Olivier	BEL 	35+ M	1.50/55/11.25	
31 (7)	Keeley Greg	*AUS 	35+ M	1.50/55/11.25	
31 (119)	Lazinskas Ricardas	LTU 	35+ M	1.50/55/11.25	
34 (263)	Ristorcelli Andrew	*USA 	35+ M	1.00/55/11.25	
35 (13)	Sparrow Nigel	*AUS 	35+ M	3.00/55/12.00	
36 (2)	Beazley Andrew	AUS 	35+ M	0.50/55/12.00	
37 (141)	Marthinsen Lars- Andreas	NOR 	35+ M	5.00/55/13.00	

Bib	Name	Country	Categ.	Preliminary	Final
38 (143)	Harroway Gerald	*NZL 	35+ M	4.00/55/13.00	
39 (153)	Motov Andrey	RUS 	35+ M	2.50/55/13.00	
40 (58)	Ardizzoni Ignacio	CHI 	35+ M	1.50/55/13.00	
40 (121)	Chavez Guillermo	MEX 	35+ M	1.50/55/13.00	
42 (167)	Zazadze Pol	*TUR 	35+ M	0.00/55/13.00	
43 (127)	Macias Julian	MEX 	35+ M	3.50/55/18.25	
43 (66)	Palacios Miguel	COL 	35+ M	3.50/55/18.25	


























Over 45 Ladies Slalom Results

Homologation: World record

Bib	Name	Country	Categ.	Preliminary	Final
1 (232)	Krueger Lori	USA 	45+ F	2.50/55/11.25	2.50/55/11.25
2 (236)	Lapoint Jennifer	*USA 	45+ F	2.00/55/11.25	2.25/55/11.25
3 (192)	Cordeiro Patricia	*USA 	45+ F	4.00/55/12.00	2.00/55/11.25
4 (277)	Strickland Shannon	*USA 	45+ F	3.00/55/12.00	3.00/55/12.00
5 (152)	Gubarenko Olga	RUS 	45+ F	5.50/55/13.00	2.00/55/12.00
6 (231)	Koenig Mary	*USA 	45+ F	3.50/55/13.00	5.00/55/13.00
7 (50)	Powell Rhonda	*CAN 	45+ F	4.50/55/13.00	2.50/55/13.00
8 (244)	Lindsey Laurie	*USA 	45+ F	3.50/55/13.00	2.50/55/13.00
9 (265)	Robsham Lydie	*USA 	45+ F	2.00/55/13.00	2.50/55/13.00
10 (179)	Bergmark Connie	*USA 	45+ F	2.00/55/13.00	4.50/55/14.25
11 (142)	Varming Susanne	NOR 	45+ F	1.50/55/13.00	
12 (97)	Moore Jane	*GBR 	45+ F	4.00/55/14.25	
13 (92)	Hazelwood Kate	GBR 	45+ F	3.00/55/14.25	
14 (224)	Johnson Laura	*USA 	45+ F	4.00/55/16.00	
15 (95)	Maher Janina	GBR 	45+ F	3.00/55/16.00	
16 (3)	Collins Mel	*AUS 	45+ F	1.50/55/16.00	
16 (230)	Knight Sandy	*USA 	45+ F	1.50/55/16.00	
18 (168)	Abbott Beverly	*USA 	45+ F	4.00/55/18.25	
19 (149)	Bekker Lizette	RSA 	45+ F	3.00/55/18.25	
19 (118)	Tsuda Kaoru	JPN 	45+ F	3.00/55/18.25	

Over 45 Men Slalom Results

Homologation: World record

Bib	Name	Country	Categ.	Preliminary	Final
1 (96)	Mapple Andy	GBR 	45+ M	1.00/55/9.75	5.00/55/10.25
2 (266)	Rodgers Jeffrey	*USA 	45+ M	1.50/55/10.25	4.50/55/10.25
3 (171)	Badal Greg	*USA 	45+ M	3.00/55/10.25	3.00/55/10.25
4 (200)	Favret Ben	*USA 	45+ M	2.00/55/10.25	2.50/55/10.25
5 (44)	Miller David	CAN 	45+ M	2.00/55/10.25	2.00/55/10.25
6 (281)	Tate Kyle	*USA 	45+ M	1.00/55/10.25	2.00/55/10.25
7 (18)	Hintringer Harald	*AUT 	45+ M	2.00/55/10.25	0.50/55/10.25
8 (210)	Goodson Jerry	*USA 	45+ M	4.00/55/10.75 <small>(Tiebreak: 2.00/55/10.75)</small>	5.00/55/10.75
9 (267)	Scott Chad	*USA 	45+ M	0.50/55/10.25	4.00/55/10.75
10 (234)	Kuykendall Todd	*USA 	45+ M	1.00/55/10.25	0.50/55/10.75
11 (283)	Tynan Scott	*USA 	45+ M	4.00/55/10.75 <small>(Tiebreak: 1.50/55/10.75)</small>	
12 (221)	Huston Tim	*USA 	45+ M	3.50/55/10.75	
13 (154)	Bettosini Marco	SUI 	45+ M	2.50/55/10.75	
13 (264)	Robinson Michael	*USA 	45+ M	2.50/55/10.75	
15 (214)	Haines Hutch	USA 	45+ M	2.00/55/10.75	
15 (93)	Hazelwood Timothy	GBR 	45+ M	2.00/55/10.75	
17 (188)	Clark Chris	*USA 	45+ M	1.50/55/10.75	
18 (120)	Angel Francisco	MEX 	45+ M	1.00/55/10.75	
18 (98)	Munn Mike	*GBR 	45+ M	1.00/55/10.75	
20 (22)	Schulze Frank	AUT 	45+ M	5.00/55/11.25	
21 (161)	Brandinger Peter	SWE 	45+ M	4.00/55/11.25	
21 (72)	Laursen Henrik	DEN 	45+ M	4.00/55/11.25	
21 (290)	Young Barry	*USA 	45+ M	4.00/55/11.25	
24 (23)	De Snoeck Filip	BEL 	45+ M	3.50/55/11.25	
24 (73)	Norkjar Lars	DEN 	45+ M	3.50/55/11.25	
26 (144)	Cuglievan Juan Carlos	PER 	45+ M	3.00/55/11.25	

Bib	Name	Country	Categ.	Preliminary	Final
26	(78) Teixidor Dani	ESP	45+ M	3.00/55/11.25	
28	(57) White Cameron	*CAN	45+ M	2.50/55/11.25	
29	(148) Alexander Robbie	RSA	45+ M	2.00/55/11.25	
30	(147) Dulos Fotis	GRE	45+ M	1.50/55/11.25	
30	(10) Mason Barry	*AUS	45+ M	1.50/55/11.25	
30	(145) Peschiera Gonzalo	PER	45+ M	1.50/55/11.25	
30	(28) Toussaint Philippe	BEL	45+ M	1.50/55/11.25	
34	(128) Palomino Jaime	MEX	45+ M	1.00/55/11.25	
34	(32) Saad Jose	BRA	45+ M	1.00/55/11.25	
36	(289) Withrow Kevin	*USA	45+ M	0.50/55/11.25	
37	(27) Saintviteux Yves	BEL	45+ M	5.00/55/12.00	
38	(60) Kitzing Alejandro	CHI	45+ M	4.50/55/12.00	
39	(162) Jonsson Magnus	SWE	45+ M	4.00/55/12.00	
39	(166) Tornkvist Per	*SWE	45+ M	4.00/55/12.00	
41	(212) Grau Mitch	*USA	45+ M	3.50/55/12.00	
41	(132) Keusseoglou Aleco	MON	45+ M	3.50/55/12.00	
41	(113) Schipner Thoralf	GER	45+ M	3.50/55/12.00	
41	(151) Viljoen Anton	RSA	45+ M	3.50/55/12.00	
41	(287) Webb Greg	*USA	45+ M	3.50/55/12.00	
46	(138) Foss Henrik	NOR	45+ M	3.00/55/12.00	
46	(139) Hallberg Niklas	NOR	45+ M	3.00/55/12.00	
48	(31) Dedes Vangelis	BRA	45+ M	2.50/55/12.00	
48	(125) Garza David	*MEX	45+ M	2.50/55/12.00	
50	(59) Balbi Martin	*CHI	45+ M	2.00/55/12.00	
50	(12) Schouten Peter	AUS	45+ M	2.00/55/12.00	
50	(62) Weinstein Sergio	CHI	45+ M	2.00/55/12.00	
53	(243) Lindsey Jeff	*USA	45+ M	1.50/55/12.00	
53	(33) Soares Alberto	BRA	45+ M	1.50/55/12.00	
55	(175) Bedsole Marc	*USA	45+ M	5.00/55/13.00	
55	(111) Menzel Hans-Joachim	GER	45+ M	5.00/55/13.00	
55	(104) Stephenson Jeremy	*GBR	45+ M	5.00/55/13.00	
58	(64) Fernandez Antonio	COL	45+ M	4.50/55/13.00	
59	(134) Mostert Andre	NAM	45+ M	4.00/55/13.00	
59	(129) Perez Priego Jose Antonio	MEX	45+ M	4.00/55/13.00	
61	(136) Aal Cato	NOR	45+ M	1.50/55/13.00	
61	(63) Canon Luis	COL	45+ M	1.50/55/13.00	
63	(89) Beard Mark	*GBR	45+ M	5.00/55/14.25	
64	(135) Rottcher Gerald	NAM	45+ M	4.50/55/14.25	
65	(1) Baylis Mark	AUS	45+ M	3.00/55/14.25	

Over 55 Ladies Slalom Results

Homologation: World record

Bib	Name	Country	Categ.	Preliminary	Final
1	(228) Kelley Joy	USA	55+ F	1.00/52/11.25	1.00/52/11.25
2	(178) Benzel Cyndi	*USA	55+ F	5.00/52/13.00	4.50/52/12.00
3	(180) Bertelson Kandise	*USA	55+ F	3.00/52/12.00	3.00/52/12.00
4	(218) Harrison Leza	*USA	55+ F	2.00/52/12.00	2.00/52/12.00
5	(199) Fausold Janie	USA	55+ F	1.00/52/12.00	2.00/52/12.00
6	(238) Larson Marilyn	*USA	55+ F	5.00/52/13.00	2.00/52/12.00
7	(38) Currie Claudia	CAN	55+ F	3.50/52/13.00	1.50/52/12.00
8	(185) Cates Sandy	*USA	55+ F	3.50/52/13.00	5.50/52/13.00
9	(150) Johnson Jan	RSA	55+ F	1.50/52/12.00	5.00/52/13.00
10	(252) Munsch Michele	*USA	55+ F	2.00/52/13.00 <small>(Tiebreak: 5.00/52/14.25)</small>	4.50/52/14.25
11	(177) Bennett Anne	*USA	55+ F	2.00/52/13.00 <small>(Tiebreak: 3.50/52/14.25)</small>	
12	(227) Keller Sunie	*USA	55+ F	1.00/52/13.00	
13	(5) Crisp Sue	AUS	55+ F	5.00/52/14.25	
14	(172) Balbi Rita	*USA	55+ F	3.50/52/14.25	
14	(56) Trueman Cindy	CAN	55+ F	3.50/52/14.25	
16	(205) Goldman Denise	*USA	55+ F	3.00/52/14.25	
17	(211) Gradick Debra	*USA	55+ F	2.00/52/14.25	
17	(108) Hueller Gabriele	GER	55+ F	2.00/52/14.25	
19	(159) Asberg Gunilla	SWE	55+ F	0.50/52/14.25	

Bib	Name	Country	Categ.	Preliminary	Final
20	(101) Nott Libby	*GBR	55+ F	4.00/52/16.00	
21	(219) Heinrich Gail	*USA	55+ F	5.00/52	
22	(137) Finstad Hanne Lotte	NOR	55+ F	4.00/43	
23	(182) Brown Charlene	*USA	55+ F	0.50/43	

Over 55 Men Slalom Results









Homologation: World record

Bib	Name	Country	Categ.	Preliminary	Final
1	(260) Raley Chet	*USA	55+ M	4.00/55/10.75	3.00/55/10.75
2	(86) Malhomme Thierry	*FRA	55+ M	0.50/55/10.75	2.00/55/10.75
3	(217) Harris Lonnie	*USA	55+ M	4.00/55/11.25	2.00/55/10.75
4	(248) Mccolley Ted	*USA	55+ M	3.50/55/11.25	1.50/55/10.75
5	(237) Lapoint Kris	*USA	55+ M	5.00/55/11.25	4.50/55/11.25
6	(54) Stevens Mark	CAN	55+ M	3.50/55/11.25	4.00/55/11.25
7	(286) Ware Steve	*USA	55+ M	5.00/55/11.25	3.50/55/11.25
8	(17) Gruber Klaus	AUT	55+ M	3.00/55/11.25 (Tiebreak: 1.50/55/11.25)	2.50/55/11.25
8	(251) Miller Steve	*USA	55+ M	3.00/55/11.25	2.50/55/11.25
10	(47) Person Peter	*CAN	55+ M	3.00/55/11.25	1.00/55/11.25
11	(222) Jackson Jerry	*USA	55+ M	3.00/55/11.25 (Tiebreak: 1.50/55/10.75)	5.50/55/12.00
12	(35) Anderson Daniel	*CAN	55+ M	2.50/55/11.25	
13	(39) Dodd Bruce	*CAN	55+ M	2.00/55/11.25	
13	(207) Goode Dave	*USA	55+ M	2.00/55/11.25	
13	(272) Smith Jeffrey	*USA	55+ M	2.00/55/11.25	
16	(269) Shealy John	*USA	55+ M	1.50/55/11.25	
17	(191) Contos Kim	*USA	55+ M	0.50/55/11.25	
18	(206) Golly David	*USA	55+ M	5.00/55/12.00	
19	(36) Bentall David	*CAN	55+ M	4.50/55/12.00	
20	(242) Levien George	*USA	55+ M	4.00/55/12.00	
20	(261) Raphael Steve	*USA	55+ M	4.00/55/12.00	
20	(164) Skande Ulf	SWE	55+ M	4.00/55/12.00	
23	(193) Dees Frankie	*USA	55+ M	3.00/55/12.00	
24	(215) Hanson Terry	*USA	55+ M	2.50/55/12.00	
24	(77) Moreno De Carlos Guillermo	ESP	55+ M	2.50/55/12.00	
26	(247) Luzoro Joe	*USA	55+ M	2.00/55/12.00	
26	(21) Oberleitner Franz	AUT	55+ M	2.00/55/12.00	
26	(130) Quintana Ramon	MEX	55+ M	2.00/55/12.00	
29	(292) Ramirez Amador	PUR	55+ M	1.50/55/12.00	
30	(112) Reitberger Toni	GER	55+ M	5.00/55/13.00	
31	(94) Hughes Philip	GBR	55+ M	4.00/55/13.00	
32	(43) Marshall Scott	*CAN	55+ M	3.50/55/13.00	
33	(67) Arp Hansen Lars	DEN	55+ M	3.00/55/13.00	
33	(8) Little Greig	AUS	55+ M	3.00/55/13.00	
35	(140) Johnsen Lasse	NOR	55+ M	2.00/55/13.00	
35	(259) Rabe Curtis	USA	55+ M	2.00/55/13.00	
35	(29) Van Ginsbergen Frans	BEL	55+ M	2.00/55/13.00	
38	(83) Georgeon Stephane	FRA	55+ M	1.50/55/13.00	
39	(49) Plouffe Pierre	CAN	55+ M	5.50/55/14.25	
40	(69) Jepsen Jorn Lund	DEN	55+ M	5.00/55/14.25	
41	(71) Knudsen Jens	*DEN	55+ M	2.00/55/14.25	
42	(126) Lamadrid Carlos R	MEX	55+ M	1.50/55/14.25	
43	(9) Louder Mark	AUS	55+ M	5.00/55/16.00	
44	(74) Sorensen Sten	DEN	55+ M	5.00/46	
44	(15) Underwood Garry	*AUS	55+ M	5.00/46	
46	(146) De Mello Michael	POR	55+ M	3.50/46	
47	(223) Johnson Dee	*USA	55+ M	1.50/46	
48	(115) Cavagna Walter	ITA	55+ M	0.50/46	

Over 65 Ladies Slalom Results

























Homologation: World record

Bib	Name	Country	Categ.	Preliminary	Final
1	(225) Johnston Ruth	*USA	65+ F	0.50/49/14.25	2.00/49/13.00

Bib	Name	Country	Categ.	Preliminary	Final
2	(14) Storey Maggie	*AUS 	65+ F	1.50/49/14.25	3.00/49/14.25
3	(190) Coble Shirley	*USA 	65+ F	5.25/49/16.00	3.00/49/14.25
4	(279) Switzer Donna	*USA 	65+ F	3.50/49/16.00	3.00/49/14.25
5	(229) Kelly Kay	*USA 	65+ F	4.50/49/16.00	4.00/49/16.00
6	(258) Prociw Janice	*USA 	65+ F	2.00/49/16.00	
6	(106) Worship Carol	*GBR 	65+ F	2.00/49/16.00	
8	(195) Edwards Prissy	*USA 	65+ F	1.50/49/16.00	
9	(186) Cavanaugh Brenda	*USA 	65+ F	2.50/40	












Over 65 Men Slalom Results

Homologation: World record

Bib	Name	Country	Categ.	Preliminary	Final
1	(235) Lambert Richard	*USA 	65+ M	1.00/52/11.25	2.00/52/10.75
2	(288) Wiswall Jeff	*USA 	65+ M	2.00/52/11.25	2.00/52/11.25
3	(245) Longo Dennis	*USA 	65+ M	5.00/52/12.00	1.50/52/11.25
4	(90) Cohen Jonathan	*GBR 	65+ M	2.50/52/11.25	5.50/52/12.00
5	(87) Parpette Jean-Yves	*FRA 	65+ M	5.00/52/12.00	2.00/52/12.00
6	(81) Fox Jean Pierre	*FRA 	65+ M	2.00/52/12.00	2.00/52/12.00
7	(6) Dagg Alan	*AUS 	65+ M	4.00/52/13.00 <small>(Tiebreak: 5.00/52/13.00)</small>	2.00/52/12.00
8	(213) Grusd Gregory	*USA 	65+ M	4.00/52/13.00 <small>(Tiebreak: 4.00/52/12.00)</small>	1.50/52/12.00
9	(280) Switzer Stan	*USA 	65+ M	5.00/52/13.00	0.50/52/12.00
10	(198) Epstein Bruce	*USA 	65+ M	2.00/52/11.25	0.00/52/12.00
11	(37) Cooke Allan	*CAN 	65+ M	4.00/52/13.00 <small>(Tiebreak: 3.50/52/13.00)</small>	
12	(194) Dunlap Skip	*USA 	65+ M	3.50/52/13.00	
12	(45) Nelson Ken	*CAN 	65+ M	3.50/52/13.00	
12	(55) Tallman Bill	*CAN 	65+ M	3.50/52/13.00	
15	(109) Hueller Heiko	*GER 	65+ M	3.00/52/13.00	
15	(102) Philips John	*GBR 	65+ M	3.00/52/13.00	
17	(122) Cohen Salomon	*MEX 	65+ M	1.50/52/13.00	
18	(99) Newby-Ricci Anthony	*GBR 	65+ M	0.50/52/13.00	
19	(75) Trier Ib	*DEN 	65+ M	2.50/52/14.25	
20	(70) Juhl Anker	*DEN 	65+ M	5.50/52/16.00	
21	(105) Turp Carl	*GBR 	65+ M	4.00/52/16.00	
22	(117) Niiyama Yuji	*JPN 	65+ M	5.00/43	
23	(233) Kunde Bruce	*USA 	65+ M	3.50/43	
24	(216) Hardeman Bob	*USA 	65+ M	0.50/43	






Over 35 Ladies Tricks Results

Homologation: World record

Bib	Name	Country	Categ.	Preliminary	Final
1	(88) Tribble Florence	FRA 	35+ F	3980	3930
2	(273) Smith Jill	*USA 	35+ F	3270	3290
3	(253) Nagle Brandy	*USA 	35+ F	3480	3250
4	(173) Baldwin Brenda	USA 	35+ F	2740	3200
5	(184) Caputo Adele	*USA 	35+ F	2180	2940
6	(158) Anderberg Natasha	SWE 	35+ F	2370	2410
7	(68) Fladborg June	DEN 	35+ F	2120	
8	(65) Jaramillo Manuela	COL 	35+ F	1860	
9	(257) Petit Kyle	*USA 	35+ F	1500	
10	(20) Maier Olivia	AUT 	35+ F	620	
11	(123) Font Aline	MEX 	35+ F	600	

Over 35 Men Tricks Results

Homologation: World record

Bib	Name	Country	Categ.	Preliminary	Final
1	(26) Fortamps Olivier	BEL 	35+ M	8660	10290
2	(34) Abelson Richard	CAN 	35+ M	5630	8080
3	(107) Guralia Genadi	GEO 	35+ M	5680	7880
4	(103) Seels Jason	GBR 	35+ M	6130	6810
5	(250) McCormick Michael	*USA 	35+ M	5300	6370

Bib	Name	Country	Categ.	Preliminary	Final
6 (268)	Shaw Marc	USA	35+ M	5830	5290
7 (82)	Gabriel Raoul	FRA	35+ M	4160	3950
8 (25)	Dupuis David	BEL	35+ M	3400	3820
9 (278)	Surdej Jeff	USA	35+ M	3500	3210
10 (119)	Lazinkas Ricardas	LTU	35+ M	3650	2600
11 (2)	Beazley Andrew	AUS	35+ M	3310	
12 (46)	Peebles Peter	*CAN	35+ M	2200	
13 (40)	Gosse Matt	CAN	35+ M	2050	
14 (66)	Palacios Miguel	COL	35+ M	1920	
15 (255)	Nichols Donald	*USA	35+ M	1880	
16 (197)	Eller Christopher	*USA	35+ M	1580	
17 (176)	Bellefeuille Scott	*USA	35+ M	1120	
18 (127)	Macias Julian	MEX	35+ M	860	

Over 45 Ladies Tricks Results

Homologation: World record

Bib	Name	Country	Categ.	Preliminary	Final
1 (265)	Robsham Lydie	*USA	45+ F	2650	4620
2 (232)	Krueger Lori	USA	45+ F	3390	3460
3 (230)	Knight Sandy	*USA	45+ F	2700	3100
4 (168)	Abbott Beverly	*USA	45+ F	3160	3040
5 (284)	Van Treese Libby	*USA	45+ F	3060	2970
6 (231)	Koenig Mary	*USA	45+ F	2800	2920
7 (95)	Maher Janina	GBR	45+ F	2640	2640
8 (179)	Bergmark Connie	*USA	45+ F	2410	
9 (174)	Barrett Kelli	*USA	45+ F	1960	
10 (224)	Johnson Laura	*USA	45+ F	1620	
11 (118)	Tsuda Kaoru	JPN	45+ F	1520	
12 (92)	Hazelwood Kate	GBR	45+ F	1370	
13 (149)	Bekker Lizette	RSA	45+ F	1160	

Over 45 Men Tricks Results

Homologation: World record

Bib	Name	Country	Categ.	Preliminary	Final
1 (204)	Gay Russell	*USA	45+ M	9990	10570
2 (175)	Bedsole Marc	*USA	45+ M	6080	5780
3 (202)	Fisher Forest	*USA	45+ M	5100	5510
4 (27)	Saintviteux Yves	BEL	45+ M	4530	4580
5 (96)	Mapple Andy	GBR	45+ M	4750	3680
6 (160)	Bradhe Odd	SWE	45+ M	3930	3610
7 (73)	Norkjar Lars	DEN	45+ M	3600	3380
8 (243)	Lindsey Jeff	*USA	45+ M	2930	2780
9 (289)	Withrow Kevin	*USA	45+ M	2930	2770
10 (120)	Angel Francisco	MEX	45+ M	4860	1100
11 (63)	Canon Luis	COL	45+ M	2900	
11 (93)	Hazelwood Timothy	GBR	45+ M	2900	
13 (113)	Schipner Thoralf	GER	45+ M	2860	
14 (212)	Grau Mitch	*USA	45+ M	2680	
15 (89)	Beard Mark	*GBR	45+ M	2210	
16 (287)	Webb Greg	*USA	45+ M	2170	
17 (111)	Menzel Hans-Joachim	GER	45+ M	1570	
18 (12)	Schouten Peter	AUS	45+ M	1390	
19 (1)	Baylis Mark	AUS	45+ M	1370	
20 (290)	Young Barry	*USA	45+ M	930	
21 (64)	Fernandez Antonio	COL	45+ M	860	
22 (214)	Haines Hutch	USA	45+ M	820	
23 (22)	Schulze Frank	AUT	45+ M	750	
24 (162)	Jonsson Magnus	SWE	45+ M	730	

Over 55 Ladies Tricks Results

Homologation: World record

Bib	Name	Country	Categ.	Preliminary	Final
1	(38) Currie Claudia	CAN	55+ F	3030	3130
2	(178) Benzel Cyndi	*USA	55+ F	3010	2810
3	(201) Finch Merry	*USA	55+ F	2480	2740
4	(228) Kelley Joy	USA	55+ F	3070	2220
5	(218) Harrison Leza	*USA	55+ F	2520	1850
6	(177) Bennett Anne	*USA	55+ F	2850	1570
7	(199) Fausold Janie	USA	55+ F	2380	
8	(108) Hueller Gabriele	GER	55+ F	2150	
9	(5) Crisp Sue	AUS	55+ F	1490	
10	(219) Heinrich Gail	*USA	55+ F	1150	
11	(137) Finstad Hanne Lotte	NOR	55+ F	820	
12	(211) Gradick Debra	*USA	55+ F	660	

Over 55 Men Tricks Results

Homologation: World record

Bib	Name	Country	Categ.	Preliminary	Final
1	(256) Parsons Don	*USA	55+ M	4890	4890
2	(79) Battaglia Philippe	FRA	55+ M	4160	4040
3	(53) Stacy Jim	*CAN	55+ M	3450	3620
4	(240) Lee Eric	*USA	55+ M	2390	3410
5	(193) Dees Frankie	*USA	55+ M	3040	2860
6	(251) Miller Steve	*USA	55+ M	2680	2640
7	(262) Risch Paul	*USA	55+ M	2410	2230
8	(67) Arp Hansen Lars	DEN	55+ M	2810	2060
9	(21) Oberleitner Franz	AUT	55+ M	2830	2040
10	(215) Hanson Terry	*USA	55+ M	3050	
11	(270) Shoener Randy	*USA	55+ M	2340	
12	(223) Johnson Dee	*USA	55+ M	2140	
13	(164) Skande Ulf	SWE	55+ M	1850	
14	(47) Person Peter	*CAN	55+ M	1840	
15	(9) Louder Mark	AUS	55+ M	1680	
16	(112) Reitberger Toni	GER	55+ M	1650	
17	(54) Stevens Mark	CAN	55+ M	1600	
18	(49) Plouffe Pierre	CAN	55+ M	1450	
19	(259) Rabe Curtis	USA	55+ M	1430	
20	(247) Luzoro Joe	*USA	55+ M	1340	
21	(241) Lee Stanley	*USA	55+ M	1330	
22	(206) Golly David	*USA	55+ M	1280	
23	(140) Johnsen Lasse	NOR	55+ M	860	
24	(8) Little Greig	AUS	55+ M	660	
25	(29) Van Ginsbergen Frans	BEL	55+ M	60	

Over 65 Ladies Tricks Results






Homologation: World record

Bib	Name	Country	Categ.	Preliminary	Final
1	(186) Cavanaugh Brenda	*USA	65+ F	1090	1200
2	(279) Switzer Donna	*USA	65+ F	980	1120
3	(258) Prociw Janice	*USA	65+ F	840	960
4	(195) Edwards Prissy	*USA	65+ F	940	380

Over 65 Men Tricks Results







Homologation: World record

Bib	Name	Country	Categ.	Preliminary	Final
1	(280) Switzer Stan	*USA	65+ M	2420	2220
2	(203) Gay Gordon	*USA	65+ M	2280	1900
3	(254) Nelson Stephen	*USA	65+ M	1790	1840
4	(109) Hueller Heiko	*GER	65+ M	1540	1680
5	(6) Dagg Alan	*AUS	65+ M	1710	1620
6	(271) Skramstad Tom	*USA	65+ M	2050	1240
7	(233) Kunde Bruce	*USA	65+ M	1270	700
8	(102) Philips John	*GBR	65+ M	1230	

Bib	Name	Country	Categ.	Preliminary	Final
9	(245) Longo Dennis	*USA 	65+ M	980	
10	(81) Fox Jean Pierre	*FRA 	65+ M	930	
11	(75) Trier Ib	*DEN 	65+ M	720	
12	(117) Niiyama Yuji	*JPN 	65+ M	570	
13	(70) Juhl Anker	*DEN 	65+ M	200	



















Over 35 Ladies Jump Results

Homologation: World record

Bib	Name	Country	Categ.	Preliminary	Final
1	(68) Fladborg June	DEN 	35+ F	47.2m (155ft)	46.0m (151ft)
2	(173) Baldwin Brenda	USA 	35+ F	40.1m (132ft)	40.4m (133ft)
3	(88) Tribble Florence	FRA 	35+ F	38.0m (125ft)	40.1m (132ft)
4	(253) Nagle Brandy	*USA 	35+ F	31.8m (104ft)	34.1m (112ft)
5	(65) Jaramillo Manuela	COL 	35+ F	31.4m (103ft)	32.4m (106ft)
6	(257) Petit Kyle	*USA 	35+ F	17.2m (56ft)	











Over 35 Men Jump Results

Homologation: World record

Bib	Name	Country	Categ.	Preliminary	Final
1	(103) Seels Jason	GBR 	35+ M	64.2m (211ft)	65.7m (216ft)
2	(268) Shaw Marc	USA 	35+ M	60.2m (198ft)	61.6m (202ft)
3	(119) Lazinskas Ricardas	LTU 	35+ M	57.1m (187ft)	61.1m (200ft)
4	(40) Gosse Matt	CAN 	35+ M	59.6m (196ft)	59.9m (197ft)
5	(26) Fortamps Olivier	BEL 	35+ M	54.4m (178ft)	58.7m (193ft)
6	(107) Guralia Genadi	GEO 	35+ M	56.9m (187ft)	51.7m (170ft)
7	(197) Eller Christopher	*USA 	35+ M	52.9m (174ft)	51.4m (169ft)
8	(250) McCormick Michael	*USA 	35+ M	52.6m (173ft)	51.2m (168ft)
9	(278) Surdej Jeff	USA 	35+ M	47.1m (155ft)	49.8m (163ft)
10	(48) Pinette Parnell	*CAN 	35+ M	44.4m (146ft)	43.6m (143ft)
11	(82) Gabriel Raoul	FRA 	35+ M	44.2m (145ft)	
12	(46) Peebles Peter	*CAN 	35+ M	43.0m (141ft)	
13	(25) Dupuis David	BEL 	35+ M	42.9m (141ft)	
14	(2) Beazley Andrew	AUS 	35+ M	42.6m (140ft)	
15	(176) Bellefeuille Scott	*USA 	35+ M	40.4m (133ft)	
16	(255) Nichols Donald	*USA 	35+ M	35.8m (117ft)	
17	(127) Macias Julian	MEX 	35+ M	32.9m (108ft)	
18	(66) Palacios Miguel	COL 	35+ M	23.0m (75ft)	






Over 45 Ladies Jump Results

Homologation: World record

Bib	Name	Country	Categ.	Preliminary	Final
1	(232) Krueger Lori	USA 	45+ F	39.3m (129ft)	40.8m (134ft)
2	(179) Bergmark Connie	*USA 	45+ F	28.8m (94ft)	30.8m (101ft)
3	(231) Koenig Mary	*USA 	45+ F	28.4m (93ft)	29.7m (97ft)
4	(149) Bekker Lizette	RSA 	45+ F	27.3m (90ft)	27.4m (90ft)
5	(230) Knight Sandy	*USA 	45+ F	26.5m (87ft)	27.3m (90ft)
6	(168) Abbott Beverly	*USA 	45+ F	24.6m (81ft)	
7	(92) Hazelwood Kate	GBR 	45+ F	23.6m (77ft)	
8	(3) Collins Mel	*AUS 	45+ F	18.9m (62ft)	
9	(95) Maher Janina	GBR 	45+ F	16.2m (53ft)	
10	(224) Johnson Laura	*USA 	45+ F	15.1m (50ft)	

Over 45 Men Jump Results

Homologation: World record

Bib	Name	Country	Categ.	Preliminary	Final
1	(19) Hintringer Manfred	AUT 	45+ M	50.6m (166ft)	54.5m (179ft)
2	(113) Schipner Thoralf	GER 	45+ M	55.4m (182ft)	53.8m (177ft)
3	(291) Zeisler Dan	*USA 	45+ M	51.5m (169ft)	53.5m (176ft)
4	(93) Hazelwood Timothy	GBR 	45+ M	54.7m (179ft)	52.4m (172ft)
5	(289) Withrow Kevin	*USA 	45+ M	45.4m (149ft)	50.3m (165ft)

Bib	Name	Country	Categ.	Preliminary	Final
6	(214) Haines Hutch	USA	45+ M	50.1m (164ft)	49.2m (161ft)
7	(212) Grau Mitch	*USA	45+ M	48.4m (159ft)	45.2m (148ft)
8	(282) Thompson Mike	*USA	45+ M	45.9m (151ft)	44.7m (147ft)
9	(290) Young Barry	*USA	45+ M	46.1m (151ft)	42.6m (140ft)
10	(120) Angel Francisco	MEX	45+ M	46.0m (151ft)	42.6m (140ft)
11	(196) Eidem Jay	*USA	45+ M	44.7m (147ft)	
12	(287) Webb Greg	*USA	45+ M	44.5m (146ft)	
13	(89) Beard Mark	*GBR	45+ M	43.7m (143ft)	
14	(243) Lindsey Jeff	*USA	45+ M	42.1m (138ft)	
15	(274) Snape R Scott	*USA	45+ M	41.5m (136ft)	
16	(22) Schulze Frank	AUT	45+ M	41.4m (136ft)	
17	(73) Norkjar Lars	DEN	45+ M	38.0m (125ft)	
18	(162) Jonsson Magnus	SWE	45+ M	36.1m (118ft)	
19	(1) Baylis Mark	AUS	45+ M	36.0m (118ft)	
20	(12) Schouten Peter	AUS	45+ M	35.5m (116ft)	
21	(111) Menzel Hans-Joachim	GER	45+ M	34.2m (112ft)	
22	(27) Saintviteux Yves	BEL	45+ M	30.0m (98ft)	

Over 55 Ladies Jump Results

Homologation: World record

Bib	Name	Country	Categ.	Preliminary	Final
1	(228) Kelley Joy	USA	55+ F	34.1m (112ft)	33.7m (111ft)
2	(218) Harrison Leza	*USA	55+ F	27.6m (91ft)	28.4m (93ft)
3	(199) Fausold Janie	USA	55+ F	24.2m (79ft)	24.4m (80ft)
4	(159) Asberg Gunilla	SWE	55+ F	20.5m (67ft)	23.2m (76ft)
5	(108) Hueller Gabriele	GER	55+ F	18.3m (60ft)	19.1m (63ft)
6	(38) Currie Claudia	CAN	55+ F	18.0m (59ft)	
7	(219) Heinrich Gail	*USA	55+ F	13.3m (44ft)	
8	(211) Gradick Debra	*USA	55+ F	11.2m (37ft)	

Over 55 Men Jump Results

Homologation: World record

Bib	Name	Country	Categ.	Preliminary	Final
1	(21) Oberleitner Franz	AUT	55+ M	50.7m (166ft)	50.3m (165ft)
2	(193) Dees Frankie	*USA	55+ M	44.3m (145ft)	47.1m (155ft)
3	(54) Stevens Mark	CAN	55+ M	42.6m (140ft)	43.9m (144ft)
4	(251) Miller Steve	*USA	55+ M	39.8m (131ft)	43.0m (141ft)
5	(9) Louder Mark	AUS	55+ M	39.0m (128ft)	40.8m (134ft)
6	(259) Rabe Curtis	USA	55+ M	39.3m (129ft)	39.2m (129ft)
7	(187) Chappell Dean	*USA	55+ M	37.8m (124ft)	36.1m (118ft)
8	(223) Johnson Dee	*USA	55+ M	35.8m (117ft)	36.0m (118ft)
9	(215) Hanson Terry	*USA	55+ M	39.3m (129ft)	
10	(246) Longo Hank	*USA	55+ M	36.6m (120ft)	
11	(49) Plouffe Pierre	CAN	55+ M	34.5m (113ft)	
12	(247) Luzoro Joe	*USA	55+ M	34.1m (112ft)	
13	(140) Johnsen Lasse	NOR	55+ M	31.7m (104ft)	
14	(47) Person Peter	*CAN	55+ M	29.4m (96ft)	
15	(29) Van Ginsbergen Frans	BEL	55+ M	24.6m (81ft)	
16	(206) Golly David	*USA	55+ M	23.9m (78ft)	
17	(112) Reitberger Toni	GER	55+ M	16.3m (53ft)	








Over 65 Ladies Jump Results

Homologation: World record







Bib	Name	Country	Categ.	Preliminary	Final
1	(195) Edwards Prissy	*USA	65+ F	15.7m (52ft)	16.9m (55ft)
2	(258) Prociw Janice	*USA	65+ F	12.4m (41ft)	15.2m (50ft)
3	(186) Cavanaugh Brenda	*USA	65+ F	11.8m (39ft)	11.8m (39ft)

Over 65 Men Jump Results


















Homologation: World record

Bib	Name	Country	Categ.	Preliminary	Final
1 (109)	Hueller Heiko	*GER 	65+ M	29.4m (96ft)	29.8m (98ft)
2 (233)	Kunde Bruce	*USA 	65+ M	27.9m (92ft)	27.6m (91ft)
3 (245)	Longo Dennis	*USA 	65+ M	23.0m (75ft)	23.9m (78ft)
4 (102)	Philips John	*GBR 	65+ M	23.1m (76ft)	22.5m (74ft)
5 (6)	Dagg Alan	*AUS 	65+ M	18.7m (61ft)	0.00m (0ft)
6 (70)	Juhl Anker	*DEN 	65+ M	14.0m (46ft)	
7 (117)	Niiyama Yuji	*JPN 	65+ M	12.2m (40ft)	










Over 35 Ladies Overall Results

Bib	Name	Country	Categ.	Slalom	Tricks	Jump	
1 (88)	Tribble Florence	FRA 	35+ F	1123.08	1102.49	1081.70	3307.27
2 (173)	Baldwin Brenda	USA 	35+ F	1169.23	886.43	1091.50	3147.16
3 (68)	Fladborg June	DEN 	35+ F	1169.23	587.26	1313.73	3070.22
4 (253)	Nagle Brandy	*USA 	35+ F	984.62	963.99	885.62	2834.23
5 (65)	Jaramillo Manuela	COL 	35+ F	676.92	515.24	830.07	2022.23
6 (257)	Petit Kyle	*USA 	35+ F	646.15	415.51	333.33	1394.99






Over 35 Men Overall Results













Bib	Name	Country	Categ.	Slalom	Tricks	Jump	
1 (26)	Fortamps Olivier	BEL 	35+ M	768.29	1367.44	996.93	3132.66
2 (107)	Guralia Genadi	GEO 	35+ M	975.61	1047.18	960.08	2982.87
3 (103)	Seels Jason	GBR 	35+ M	914.63	904.98	1140.23	2959.84
4 (268)	Shaw Marc	USA 	35+ M	817.07	774.75	1056.29	2648.11
5 (250)	Mccormick Michael	*USA 	35+ M	792.68	846.51	872.06	2511.25
6 (119)	Lazinskas Ricardas	LTU 	35+ M	768.29	485.05	1046.06	2299.40
7 (82)	Gabriel Raoul	FRA 	35+ M	951.22	552.82	700.10	2204.14
8 (278)	Surdej Jeff	USA 	35+ M	829.27	465.12	814.74	2109.13
9 (40)	Gosse Matt	CAN 	35+ M	804.88	272.43	1021.49	2098.80
10 (25)	Dupuis David	BEL 	35+ M	780.49	507.64	673.49	1961.62
11 (46)	Peebles Peter	*CAN 	35+ M	987.80	292.36	675.54	1955.70
12 (197)	Eller Christopher	*USA 	35+ M	817.07	209.97	878.20	1905.24
13 (2)	Beazley Andrew	AUS 	35+ M	597.56	439.87	667.35	1704.78
14 (176)	Bellefeuille Scott	*USA 	35+ M	817.07	148.84	622.31	1588.22
15 (255)	Nichols Donald	*USA 	35+ M	780.49	249.83	528.15	1558.47
16 (127)	Macias Julian	MEX 	35+ M	85.37	114.29	468.78	668.44
17 (66)	Palacios Miguel	COL 	35+ M	85.37	255.15	266.12	606.64

Over 45 Ladies Overall Results








Bib	Name	Country	Categ.	Slalom	Tricks	Jump	
1 (232)	Krueger Lori	USA 	45+ F	1141.03	1002.90	1502.22	3646.15
2 (231)	Koenig Mary	*USA 	45+ F	897.44	846.38	1008.89	2752.71
3 (179)	Bergmark Connie	*USA 	45+ F	820.51	698.55	1057.78	2576.84
4 (230)	Knight Sandy	*USA 	45+ F	500.00	898.55	902.22	2300.77
5 (168)	Abbott Beverly	*USA 	45+ F	410.26	915.94	782.22	2108.42
6 (92)	Hazelwood Kate	GBR 	45+ F	692.31	397.10	737.78	1827.19
7 (95)	Maher Janina	GBR 	45+ F	538.46	765.22	408.89	1712.57
8 (149)	Bekker Lizette	RSA 	45+ F	384.62	336.23	906.67	1627.52
9 (224)	Johnson Laura	*USA 	45+ F	564.10	469.57	360.00	1393.67

Over 45 Men Overall Results
















Bib	Name	Country	Categ.	Slalom	Tricks	Jump	
1 (120)	Angel Francisco	MEX 	45+ M	895.83	873.32	864.35	2633.50
2 (93)	Hazelwood Timothy	GBR 	45+ M	916.67	521.11	1073.23	2511.01
3 (113)	Schipner Thoralf	GER 	45+ M	697.92	513.93	1090.04	2301.89
4 (289)	Withrow Kevin	*USA 	45+ M	760.42	526.50	967.59	2254.51
5 (73)	Norkjar Lars	DEN 	45+ M	822.92	646.90	672.27	2142.09

Bib	Name	Country	Categ.	Slalom	Tricks	Jump	
6	(212) Grau Mitch	*USA 	45+ M	697.92	481.58	921.97	2101.47
7	(27) Saintviteux Yves	BEL 	45+ M	729.17	823.00	480.19	2032.36
8	(214) Haines Hutch	USA 	45+ M	916.67	147.35	962.79	2026.81
9	(243) Lindsey Jeff	*USA 	45+ M	656.25	526.50	770.71	1953.46
10	(287) Webb Greg	*USA 	45+ M	697.92	389.94	828.33	1916.19
11	(290) Young Barry	*USA 	45+ M	833.33	167.12	866.75	1867.20
12	(22) Schulze Frank	AUT 	45+ M	854.17	134.77	753.90	1742.84
13	(89) Beard Mark	*GBR 	45+ M	479.17	397.12	809.12	1685.41
14	(12) Schouten Peter	AUS 	45+ M	666.67	249.78	612.24	1528.69
15	(111) Menzel Hans-Joachim	GER 	45+ M	604.17	282.12	581.03	1467.32
16	(162) Jonsson Magnus	SWE 	45+ M	708.33	131.18	626.65	1466.16
17	(1) Baylis Mark	AUS 	45+ M	437.50	246.18	624.25	1307.93




Over 55 Ladies Overall Results

Bib	Name	Country	Categ.	Slalom	Tricks	Jump	
1	(228) Kelley Joy	USA 	55+ F	1120.00	1019.93	1296.65	3436.58
2	(218) Harrison Leza	*USA 	55+ F	1005.71	837.21	1023.92	2866.84
3	(199) Fausold Janie	USA 	55+ F	1005.71	790.70	832.54	2628.95
4	(38) Currie Claudia	CAN 	55+ F	994.29	1039.87	526.32	2560.48
5	(108) Hueller Gabriele	GER 	55+ F	731.43	714.29	578.95	2024.67
6	(219) Heinrich Gail	*USA 	55+ F	525.71	382.06	301.44	1209.21
7	(211) Gradick Debra	*USA 	55+ F	731.43	219.27	200.96	1151.66








Over 55 Men Overall Results

Bib	Name	Country	Categ.	Slalom	Tricks	Jump	
1	(21) Oberleitner Franz	AUT 	55+ M	818.60	873.46	1205.93	2897.99
2	(193) Dees Frankie	*USA 	55+ M	837.21	938.27	1099.26	2874.74
3	(251) Miller Steve	*USA 	55+ M	948.84	827.16	977.78	2753.78
4	(215) Hanson Terry	*USA 	55+ M	827.91	941.36	868.15	2637.42
5	(54) Stevens Mark	CAN 	55+ M	967.44	493.83	1004.44	2465.71
6	(47) Person Peter	*CAN 	55+ M	948.84	567.90	574.81	2091.55
7	(259) Rabe Curtis	USA 	55+ M	706.98	441.36	868.15	2016.49
8	(9) Louder Mark	AUS 	55+ M	539.53	518.52	912.59	1970.64
9	(247) Luzoro Joe	*USA 	55+ M	818.60	413.58	714.07	1946.25
10	(49) Plouffe Pierre	CAN 	55+ M	660.47	447.53	725.93	1833.93
11	(206) Golly David	*USA 	55+ M	874.42	395.06	411.85	1681.33
12	(140) Johnsen Lasse	NOR 	55+ M	706.98	265.43	642.96	1615.37
13	(223) Johnson Dee	*USA 	55+ M	27.91	660.49	770.37	1458.77
14	(112) Reitberger Toni	GER 	55+ M	762.79	509.26	186.67	1458.72
15	(29) Van Ginsbergen Frans	BEL 	55+ M	706.98	18.52	432.59	1158.09

Over 65 Ladies Overall Results

Bib	Name	Country	Categ.	Slalom	Tricks	Jump	
1	(195) Edwards Prissy	*USA 	65+ F	1062.50	457.42	990.00	2509.92
2	(258) Prociw Janice	*USA 	65+ F	1083.33	467.15	820.00	2370.48
3	(186) Cavanaugh Brenda	*USA 	65+ F	104.17	583.94	480.00	1168.11

Over 65 Men Overall Results

Bib	Name	Country	Categ.	Slalom	Tricks	Jump	
1	(109) Hueller Heiko	*GER 	65+ M	825.40	704.40	1337.84	2867.64
2	(245) Longo Dennis	*USA 	65+ M	1047.62	410.90	939.19	2397.71
3	(6) Dagg Alan	*AUS 	65+ M	931.22	716.98	587.84	2236.04
4	(102) Philips John	*GBR 	65+ M	825.40	515.72	885.14	2226.26
5	(233) Kunde Bruce	*USA 	65+ M	74.07	532.49	1209.46	1816.02
6	(70) Juhl Anker	*DEN 	65+ M	624.34	83.86	270.27	978.47
7	(117) Niiyama Yuji	*JPN 	65+ M	105.82	238.99	148.65	493.46

Chief Judge
Barbieri Paolo

Homologator
Davis Gene

Scorer
Restrepo Diego