









# World Junior Championships 2010

## Under 17 Boys Slalom Results

Homologation: World record - 5.8.2010 - 8.8.2010




Name	Country	Categ.	Preliminary Round	Final Round	Overall
1 Wilson K.C.	*USA 	-17 M	1,50/58/11.25	2,00/58/10.75	1100,00
2 Caruso Brando	ITA 	-17 M	2,00/58/11.25	4,00/58/11.25	1000,00
3 Schultz-Sorensen Victor	DEN 	-17 M	1,50/58/11.25	3,00/58/11.25	975,00
4 Bradstreet Timothy	AUS 	-17 M	2,00/58/11.25	2,00/58/11.25	950,00
4 Bull Jaret	*CAN 	-17 M	2,00/58/11.25	2,00/58/11.25	950,00
6 Nicholson Zane	*USA 	-17 M	2,00/58/11.25	1,50/58/11.25	950,00
7 Patounis Achileas	GRE 	-17 M	1,00/58/11.25	3,00/58/12.00	925,00
8 Arteon Julien	*FRA 	-17 M	4,00/58/12.00	3,00/58/12.00	850,00
9 Boone Mathieu	BEL 	-17 M	1,00/58/11.25	2,50/58/13.00	925,00
9 Mcdonald Haywood	USA 	-17 M	1,00/58/11.25	2,50/58/13.00	925,00
11 Briant Joshua	AUS 	-17 M	4,00/58/12.00	1,50/58/13.00	850,00
12 Berio Edoardo	ITA 	-17 M	1,00/58/11.25	2,50/58/14.25	925,00
13 Paci Alessandro	ITA 	-17 M	3,00/58/12.00		825,00
13 Robeldo Santiago	COL 	-17 M	3,00/58/12.00		825,00
13 Teigen Richard	NOR 	-17 M	3,00/58/12.00		825,00
16 Brooks Steven	*USA 	-17 M	2,50/58/12.00		812,50
16 Sheldon James	AUS 	-17 M	2,50/58/12.00		812,50
18 Jollivet Maxence	FRA 	-17 M	2,00/58/12.00		800,00
18 Narciso Miguel Maria	POR 	-17 M	2,00/58/12.00		800,00
18 Nathanail Yiannis	GRE 	-17 M	2,00/58/12.00		800,00
18 Wharton Christopher	GBR 	-17 M	2,00/58/12.00		800,00
22 Jackson Samuel	*USA 	-17 M	1,50/58/12.00		787,50
22 Mechler Mason	*USA 	-17 M	1,50/58/12.00		787,50
24 Meisner Viktor	CZE 	-17 M	1,25/58/12.00		781,25
25 Plytas Nikolaos	GRE 	-17 M	1,00/58/12.00		775,00
25 Sanchez Ambrosi Ricardo	MEX 	-17 M	1,00/58/12.00		775,00
27 Partl Daniel	AUT 	-17 M	0,50/58/12.00		762,50
28 Robeldo Alejandro	COL 	-17 M	4,50/58/13.00		712,50
29 Labkovich Ilya	BLR 	-17 M	4,00/58/13.00		700,00
29 Turp William	GBR 	-17 M	4,00/58/13.00		700,00
31 Isayeu Aliaksandr	BLR 	-17 M	3,50/58/13.00		687,50
32 Weichhart Andreas	AUT 	-17 M	3,00/58/13.00		675,00
33 King Alex	NZL 	-17 M	2,00/58/13.00		650,00
34 Linden Lasse	SWE 	-17 M	1,50/58/13.00		637,50
34 Sander Hansen Malthe	DEN 	-17 M	1,50/58/13.00		637,50
36 Pigozzi Robert	DOM 	-17 M	5,00/58/14.25		575,00
37 Hruby Libor	CZE 	-17 M	4,50/58/14.25		562,50

38	Grosek Seppi	AUT		-17 M	3,25/58/14.25		531,25
39	Tichy Vaclav	CZE		-17 M	5,00/58/16.00		425,00
40	Novlan Mitchell	CAN		-17 M	5,00/55/18.25		125,00
41	Öhman Patrik	SWE		-17 M	4,50/55/18.25		112,50
42	Karantonis Stefanos	CYP		-17 M	4,00/55/18.25		100,00
43	Arp Hansen Mikkel	DEN		-17 M	3,50/55/18.25		87,50
43	Botero Mateo	COL		-17 M	3,50/55/18.25		87,50
45	Hvaara Tobias	NOR		-17 M	2,00/55/18.25		50,00

## Under 17 Girls Slalom Results

Homologation: World record - 5.8.2010 - 8.8.2010

	Name	Country		Categ.	Preliminary Round	Final Round	Overall
1	Morgan Lauren	USA		-17 F	4,00/55/12.00	1,00/55/11.25	1000,00
2	Carter Brie	*USA		-17 F	5,00/55/12.00	5,00/55/12.00	945,95
3	Waite Nikki	*USA		-17 F	4,25/55/12.00	4,00/55/12.00	925,68
4	Haw Makayla	USA		-17 F	1,00/55/11.25	3,50/55/12.00	1000,00
5	Woolsey Taylor	*USA		-17 F	2,00/55/12.00	3,00/55/12.00	891,89
6	Poulain-Ferarios Camille	FRA		-17 F	5,00/55/12.00	2,50/55/12.00	945,95
7	Wharton Charlotte	GBR		-17 F	2,00/55/12.00	2,00/55/12.00	864,86
8	Singer Chantal	CAN		-17 F	2,00/55/12.00	1,00/55/12.00	864,86
9	Cuglievan Ivanna	PER		-17 F	2,00/55/12.00	5,00/55/13.00	864,86
10	Kaldis Arieta	ITA		-17 F	1,00/55/12.00 (Tie break: 1,00/55/13.00) (Tie break: 2,00/55/13.00)	3,00/55/13.00	837,84
11	Bonnemann Giannina	GER		-17 F	2,00/55/12.00	2,50/55/13.00	864,86
12	Cambray Iris	FRA		-17 F	2,50/55/12.00		878,38
13	Bonnemann Chiara	GER		-17 F	1,00/55/12.00 (Tie break: 1,00/55/13.00) (Tie break: 0,50/55/13.00)		837,84
14	Cespivova Anna	CZE		-17 F	5,00/55/13.00		783,78
15	Grenier Valerie	CAN		-17 F	3,00/55/13.00		729,73
15	Straltsova Hanna	BLR		-17 F	3,00/55/13.00		729,73
17	Clegg Jacinta	AUS		-17 F	1,50/55/13.00		689,19
17	Grant Taryn	CAN		-17 F	1,50/55/13.00		689,19
19	Kisialiova Katsiaryna	BLR		-17 F	1,00/55/13.00		675,68
19	Lang Erika	USA		-17 F	1,00/55/13.00		675,68
19	Trejo Romero Fernanda	MEX		-17 F	1,00/55/13.00		675,68
22	Phily Laura	FRA		-17 F	5,00/55/14.25		621,62
23	Täfvander Jennifer	SWE		-17 F	3,50/55/14.25		581,08
24	Christoforou Christina	CYP		-17 F	3,00/55/14.25		567,57
25	Daniil Ioli	GRE		-17 F	2,50/55/14.25		554,05
25	Naser Nicole	CHI		-17 F	2,50/55/14.25		554,05
25	Palacios Ana	COL		-17 F	2,50/55/14.25		554,05
25	Williams Lauren	GBR		-17 F	2,50/55/14.25		554,05
29	Naser Fernanda	CHI		-17 F	2,00/55/14.25		540,54

29	O'Connell Georgia	NZL		-17 F	2,00/55/14.25		540,54
31	Chapoy Olavarrieta Carolina	MEX		-17 F	5,00/55/16.00		459,46
32	Granhus Thea Caroline	NOR		-17 F	2,50/55/16.00		391,89
33	Donaldson Rachel	NZL		-17 F	2,00/55/16.00		378,38
34	Bondo Frederikke	DEN		-17 F	4,00/55/18.25		270,27
35	Mateo-Florentino Ana	BEL		-17 F	3,50/52		94,59
36	Ritter Pascale	CHI		-17 F	0,00/52		

## Under 17 Boys Tricks Results

Homologation: World record - 5.8.2010 - 8.8.2010

	Name	Country		Categ.	Preliminary Round	Final Round	Overall
1	Bradstreet Timothy	AUS		-17 M	8430	8690	923,49
2	Labkovich Ilya	BLR		-17 M	6970	7990	849,10
3	Robeldo Santiago	COL		-17 M	6520	7350	781,08
4	Isayeu Aliaksandr	BLR		-17 M	6880	7280	773,65
5	Briant Joshua	AUS		-17 M	9410	7270	1000,00
6	Robeldo Alejandro	COL		-17 M	7710	7160	819,34
7	Caruso Brando	ITA		-17 M	7000	7160	760,89
8	Plytas Nikolaos	GRE		-17 M	7660	6990	814,03
9	Brooks Steven	*USA		-17 M	6400	6000	680,13
10	Meisner Viktor	CZE		-17 M	5600	4940	595,11
11	Paci Alessandro	ITA		-17 M	5410	4600	574,92
12	Fil'Chenko Danylo	UKR		-17 M	5560	4420	590,86
13	Grosek Seppi	AUT		-17 M	4690		498,41
14	Patounis Achileas	GRE		-17 M	4480		476,09
15	Mcdonald Haywood	USA		-17 M	4360		463,34
16	Font Nelson Diego	MEX		-17 M	4300		456,96
17	Berio Edoardo	ITA		-17 M	4200		446,33
18	Botero Mateo	COL		-17 M	3900		414,45
19	Tichy Vaclav	CZE		-17 M	3530		375,13
20	Novlan Mitchell	CAN		-17 M	3210		341,13
21	Hruby Libor	CZE		-17 M	2960		314,56
22	Jollivet Maxence	FRA		-17 M	2800		297,56
23	Öhman Patrik	SWE		-17 M	2430		258,24
24	Partl Daniel	AUT		-17 M	2400		255,05
25	Turp William	GBR		-17 M	2380		252,92
26	King Alex	NZL		-17 M	2340		248,67
27	Weichhart Andreas	AUT		-17 M	2270		241,23
28	Sanchez Ambrosi Ricardo	MEX		-17 M	1720		182,78
29	Wharton Christopher	GBR		-17 M	1510		160,47
30	Arp Hansen Mikkel	DEN		-17 M	1330		141,34





## Under 17 Girls Tricks Results

Homologation: World record - 5.8.2010 - 8.8.2010

Name	Country	Categ.	Preliminary Round	Final Round	Overall
1 Cambray Iris	FRA 	-17 F	7780	8560	1000,00
2 Lang Erika	USA 	-17 F	8070	7200	942,76
3 Bonnemann Giannina	GER 	-17 F	4510	6700	782,71
4 Straltsova Hanna	BLR 	-17 F	3880	4640	542,06
5 Poulain-Ferarios Camille	FRA 	-17 F	4390	4500	525,70
6 Chapoy Olavarrieta Carolina	MEX 	-17 F	4490	4440	524,53
7 Cespivova Anna	CZE 	-17 F	4190	4370	510,51
8 Singer Chantal	CAN 	-17 F	4530	4100	529,21
9 Morgan Lauren	USA 	-17 F	4270	3920	498,83
10 Naser Fernanda	CHI 	-17 F	4060	3190	474,30
11 Deshayes Julie	*FRA 	-17 F	3840	2630	448,60
12 Bonnemann Chiara	GER 	-17 F	3840	1610	448,60
13 Kaldis Arieta	ITA 	-17 F	3830		447,43
14 Williams Lauren	GBR 	-17 F	3730		435,75
15 Haw Makayla	USA 	-17 F	3620		422,90
16 Kisialiova Katsiaryna	BLR 	-17 F	3570		417,06
17 Daniil Ioli	GRE 	-17 F	3420		399,53
18 Grenier Valerie	CAN 	-17 F	3400		397,20
19 Trejo Romero Fernanda	MEX 	-17 F	3230		377,34
20 Ritter Pascale	CHI 	-17 F	3210		375,00
21 O'Connell Georgia	NZL 	-17 F	3090		360,98
22 Phily Laura	FRA 	-17 F	2910		339,95
23 Cuglievan Natalia	PER 	-17 F	2730		318,93
23 Naser Nicole	CHI 	-17 F	2730		318,93
25 Pirozhenko Anna	UKR 	-17 F	2700		315,42
26 Donaldson Rachel	NZL 	-17 F	2620		306,07
27 Wharton Charlotte	GBR 	-17 F	2600		303,74
28 Grant Taryn	CAN 	-17 F	2580		301,40
29 Palacios Ana	COL 	-17 F	2410		281,54
30 Ivlyushkina Olga	UKR 	-17 F	1970		230,14
31 Täfvander Jennifer	SWE 	-17 F	1940		226,64
32 Clegg Jacinta	AUS 	-17 F	1560		182,24
33 Long Melissa	*CAN 	-17 F	1050		122,66

## Under 17 Boys Jump Results










Homologation: World record - 5.8.2010 - 8.8.2010



Name	Country	Categ.	Preliminary Round	Final Round	Overall
1 Bradstreet Timothy	AUS 	-17 M	54,8m (180ft)	59,1m (194ft)	1000,00
2 Wharton Christopher	GBR 	-17 M	46,5m (153ft)	52,8m (173ft)	838,87
3 Robeldo Alejandro	COL 	-17 M	47,7m (156ft)	51,3m (168ft)	800,51
4 Hvaara Tobias	NOR 	-17 M	47,3m (155ft)	50,4m (165ft)	777,49

5	Partl Daniel	AUT		-17 M	49,0m (161ft)	50,1m (164ft)	769,82
6	Grosek Seppi	AUT		-17 M	45,9m (151ft)	49,6m (163ft)	757,03
7	Weichhart Andreas	AUT		-17 M	49,5m (162ft)	49,5m (162ft)	754,48
8	Briant Joshua	AUS		-17 M	47,3m (155ft)	47,0m (154ft)	698,21
9	Hruby Libor	CZE		-17 M	46,3m (152ft)	46,2m (152ft)	672,63
10	Brooks Steven	*USA		-17 M	46,2m (152ft)	45,8m (150ft)	670,08
11	King Alex	NZL		-17 M	45,8m (150ft)	44,6m (146ft)	659,85
12	Novlan Mitchell	CAN		-17 M	48,4m (159ft)	43,8m (144ft)	726,34
13	Robeldo Santiago	COL		-17 M	45,5m (149ft)		652,17
14	Mcdonald Haywood	USA		-17 M	45,3m (149ft)		647,06
15	Berio Edoardo	ITA		-17 M	45,2m (148ft)		644,50
16	Jollivet Maxence	FRA		-17 M	44,9m (147ft)		636,83
17	Paci Alessandro	ITA		-17 M	43,7m (143ft)		606,14
18	Meisner Viktor	CZE		-17 M	43,1m (141ft)		590,79
19	Sheldon James	AUS		-17 M	42,9m (141ft)		585,68
20	Öhman Patrik	SWE		-17 M	42,3m (139ft)		570,33
21	Isayeu Aliaksandr	BLR		-17 M	41,6m (136ft)		552,43
22	Botero Mateo	COL		-17 M	41,0m (135ft)		537,08
23	Turp William	GBR		-17 M	40,2m (132ft)		516,62
24	Tichy Vaclav	CZE		-17 M	38,7m (127ft)		478,26
25	Labkovich Ilya	BLR		-17 M	38,5m (126ft)		473,15
26	Caruso Brando	ITA		-17 M	38,2m (125ft)		465,47
27	Plytas Nikolaos	GRE		-17 M	37,3m (122ft)		442,46
28	Pigozzi Robert	DOM		-17 M	29,6m (97ft)		245,52

## Under 17 Girls Jump Results

Homologation: World record - 5.8.2010 - 8.8.2010

	Name	Country		Categ.	Preliminary Round	Final Round	Overall
1	Morgan Lauren	USA		-17 F	41,3m (135ft)	43,9m (144ft)	1000,00
2	Grant Taryn	CAN		-17 F	37,7m (124ft)	42,0m (138ft)	938,51
3	Haw Makayla	USA		-17 F	39,9m (131ft)	41,1m (135ft)	909,39
4	Greenwood Brittany	*USA		-17 F	39,7m (130ft)	40,9m (134ft)	902,91
5	Poulain-Ferarios Camille	FRA		-17 F	39,8m (131ft)	40,6m (133ft)	893,20
6	Bonnemann Giannina	GER		-17 F	40,4m (133ft)	39,3m (129ft)	886,73
7	Straltsova Hanna	BLR		-17 F	37,4m (123ft)	39,2m (129ft)	847,90
8	Wharton Charlotte	GBR		-17 F	34,5m (113ft)	36,8m (121ft)	770,23
9	Cespivova Anna	CZE		-17 F	34,5m (113ft)	34,8m (114ft)	705,50
10	Donaldson Rachel	NZL		-17 F	33,2m (109ft)	34,2m (112ft)	686,08
11	Chapoy Olavarrieta Carolina	MEX		-17 F	32,9m (108ft)	32,2m (106ft)	644,01
					(Tie break: 34,4m (113ft))		
12	Cambray Iris	FRA		-17 F	37,3m (122ft)		786,41
13	Bonnemann Chiara	GER		-17 F	32,9m (108ft)		644,01
					(Tie break: 34,1m (112ft))		
14	Ritter Pascale	CHI		-17 F	32,8m (108ft)		640,78

15	Phily Laura	FRA		-17 F	32,5m (107ft)	631,07
16	Naser Nicole	CHI		-17 F	31,8m (104ft)	608,41
17	Palacios Ana	COL		-17 F	31,5m (103ft)	598,71
18	Kaldis Arieta	ITA		-17 F	30,5m (100ft)	566,34
19	Grenier Valerie	CAN		-17 F	30,4m (100ft)	563,11
20	Lang Erika	USA		-17 F	30,3m (99ft)	559,87
21	Kisialiova Katsiaryna	BLR		-17 F	30,2m (99ft)	556,63
22	O'Connell Georgia	NZL		-17 F	29,0m (95ft)	517,80
23	Singer Chantal	CAN		-17 F	25,6m (84ft)	407,77
24	Williams Lauren	GBR		-17 F	24,7m (81ft)	378,64
25	Clegg Jacinta	AUS		-17 F	23,2m (76ft)	330,10

## Overall Team Classification - Team results

- 5.8.2010 - 8.8.2010

	Country	Slalom	Tricks	Jump	Overall
1	 United States of America	2925,00	1904,93	2556,45	7386,38
2	 Australia	2612,50	2105,73	2283,89	7002,12
3	 France	2624,33	1865,65	2316,44	6806,42
4	 Italy	2762,84	1783,24	1816,98	6363,06
5	 Belarus	2117,23	2164,81	1956,96	6239,00
6	 Colombia	2091,55	2014,87	2051,39	6157,81
7	 Canada	2283,78	1267,54	2227,96	5779,28
8	 Czech Rep.	2127,53	1480,75	1968,92	5577,20
9	 Great Britain	2364,86	992,41	2125,72	5482,99
10	 Austria	1968,75	994,69	2281,33	5244,77
11	 Greece	2500,00	1689,65	442,46	4632,11
12	 Germany	1702,70	1231,31	1530,74	4464,75
13	 New Zealand	1568,92	915,72	1863,73	4348,37
14	 Mexico	1910,14	1358,83	644,01	3912,98
15	 Chile	1094,59	1168,23	1249,19	3512,01
16	 Sweden	1331,08	484,88	570,33	2386,29
17	 Norway	1266,89		777,49	2044,38
18	 Denmark	1882,77	141,34		2024,11
19	 Peru	864,86	318,93		1183,79
20	 Ukraine		1136,42		1136,42
21	 Belgium	1019,59			1019,59
22	 Dominican Republic	575,00		245,52	820,52
23	 Portugal	800,00			800,00
24	 Cyprus	667,57			667,57

## Overall Team Classification - Team results

- 5.8.2010 - 8.8.2010

	Country	Name	Slalom	Tricks	Jump	Overall
1	 United States of America	Mcdonald Haywood*	2925,00	1904,93	2556,45	7386,38
		Haw Makayla*	*925,00	*463,34	*647,06	
		Morgan Lauren*	*1000,00	422,90	*909,39	
		Lang Erika*	*1000,00	*498,83	*1000,00	
			675,68	*942,76	559,87	
2	 Australia	Bradstreet Timothy*	2612,50	2105,73	2283,89	7002,12
		Briant Joshua*	*950,00	*923,49	*1000,00	
		Sheldon James*	*850,00	*1000,00	*698,21	
		Clegg Jacinta*	*812,50		*585,68	
			689,19	*182,24	330,10	
3	 France	Cambray Iris*	2624,33	1865,65	2316,44	6806,42
		Poulain-Ferarios Camille*	*878,38	*1000,00	*786,41	
		Phily Laura*	*945,95	*525,70	*893,20	
		Jollivet Maxence*	621,62	*339,95	631,07	
			*800,00	297,56	*636,83	
4	 Italy	Berio Edoardo*	2762,84	1783,24	1816,98	6363,06
		Caruso Brando*	*925,00	446,33	*644,50	
		Kaldis Arieta*	*1000,00	*760,89	465,47	
		Paci Alessandro*	*837,84	*447,43	*566,34	
			825,00	*574,92	*606,14	
5	 Belarus	Isayeu Aliaksandr*	2117,23	2164,81	1956,96	6239,00
		Kisialiova Katsiaryna*	*687,50	*773,65	*552,43	
		Labkovich Ilya*	675,68	417,06	*556,63	
		Straltsova Hanna*	*700,00	*849,10	473,15	
			*729,73	*542,06	*847,90	
6	 Colombia	Palacios Ana*	2091,55	2014,87	2051,39	6157,81
		Robeldo Alejandro*	*554,05	281,54	*598,71	
		Robeldo Santiago*	*712,50	*819,34	*800,51	
		Botero Mateo*	*825,00	*781,08	*652,17	
			87,50	*414,45	537,08	
7	 Canada	Grant Taryn*	2283,78	1267,54	2227,96	5779,28
		Grenier Valerie*	*689,19	301,40	*938,51	
		Novlan Mitchell*	*729,73	*397,20	*563,11	
		Singer Chantal*	125,00	*341,13	*726,34	
			*864,86	*529,21	407,77	
8	 Czech Rep.	Cespivova Anna*	2127,53	1480,75	1968,92	5577,20
		Meisner Viktor*	*783,78	*510,51	*705,50	
		Tichy Vaclav*	*781,25	*595,11	*590,79	
		Hruby Libor*	425,00	*375,13	478,26	
			*562,50	314,56	*672,63	
9	 Great Britain	Wharton Christopher*	2364,86	992,41	2125,72	5482,99
		Turp William*	*800,00	160,47	*838,87	
		Wharton Charlotte*	*700,00	*252,92	*516,62	
		Williams Lauren*	*864,86	*303,74	*770,23	
			554,05	*435,75	378,64	
10	 Austria	Grosek Seppi*	1968,75	994,69	2281,33	5244,77
		Weichhart Andreas*	*531,25	*498,41	*757,03	
		Partl Daniel*	*675,00	*241,23	*754,48	
			*762,50	*255,05	*769,82	
11	 Greece	Plytas Nikolaos*	2500,00	1689,65	442,46	4632,11
		Daniil Ioli*	*775,00	*814,03	*442,46	
		Patounis Achileas*	554,05	*399,53		
		Nathanail Yiannis*	*925,00	*476,09		
			*800,00			
12	 Germany	Bonnemann Chiara*	1702,70	1231,31	1530,74	4464,75
		Bonnemann Giannina*	*837,84	*448,60	*644,01	
			*864,86	*782,71	*886,73	
13	 New Zealand	Donaldson Rachel*	1568,92	915,72	1863,73	4348,37
			*378,38	*306,07	*686,08	



		King Alex*	*650,00	*248,67	*659,85	
		O'Connell Georgia*	*540,54	*360,98	*517,80	
14	 Mexico	Chapoy Olavarrieta Carolina*	1910,14	1358,83	644,01	3912,98
		Sanchez Ambrosi Ricardo*	*459,46	*524,53	*644,01	
		Trejo Romero Fernanda*	*775,00	182,78		
		Font Nelson Diego*	*675,68	*377,34		
				*456,96		
15	 Chile	Naser Nicole*	1094,59	1168,23	1249,19	3512,01
		Naser Fernanda*	*554,05	*318,93	*608,41	
		Ritter Pascale*	*540,54	*474,30		
				*375,00	*640,78	
16	 Sweden	Linden Lasse*	1331,08	484,88	570,33	2386,29
		Täfvander Jennifer*	*637,50			
		Öhman Patrik*	*581,08	*226,64		
			*112,50	*258,24	*570,33	
17	 Norway	Granhus Thea Caroline*	1266,89		777,49	2044,38
		Hvaara Tobias*	*391,89			
		Teigen Richard*	*50,00		*777,49	
			*825,00			
18	 Denmark	Bondo Frederikke*	1882,77	141,34		2024,11
		Sander Hansen Malthe*	*270,27			
		Arp Hansen Mikkel*	*637,50			
		Schultz-Sorensen Victor*	87,50	*141,34		
			*975,00			
19	 Peru	Cuglievan Ivanna*	864,86	318,93		1183,79
		Cuglievan Natalia*	*864,86			
				*318,93		
20	 Ukraine	Pirozhenko Anna*		1136,42		1136,42
		Ivlyushkina Olga*		*315,42		
		Fil'Chenko Danylo*		*230,14		
				*590,86		
21	 Belgium	Mateo-Florentino Ana*	1019,59			1019,59
		Boone Mathieu*	*94,59			
			*925,00			
22	 Dominican Republic	Pigozzi Robert*	575,00		245,52	820,52
			*575,00		*245,52	
23	 Portugal	Narciso Miguel Maria*	800,00			800,00
			*800,00			
24	 Cyprus	Christoforou Christina*	667,57			667,57
		Karantonis Stefanos*	*567,57			
			*100,00			