













Over 35 Women Slalom Results

Homologation: Record capability

	Name	Country	Preliminary	Final	Team
1	ATKINS Kelly	GBR 	2.00/55/12.00	2.00/55/12.00	
2	SOURTY Virginie	FRA 	1.00/55/12.00	4.50/55/13.00	
3	CEDERQUIST Linnea	SWE 	1.50/55/13.00	2.50/55/13.00	
4	SZAFRANSKA-ROLAK Justyna	POL 	1.00/52	3.50/55/14.25	
5	FEICHTINGER Manuela	AUT 	4.50/55/18.25	4.00/55/18.25	








Over 35 Men Slalom Results

Homologation: Record capability

	Name	Country	Preliminary	Final	Team
1	ZARAUZ Armando	ESP 	2.00/55/11.25	5.00/55/11.25	
2	BERNATOWICZ Tomasz	POL 	4.50/55/12.00	4.00/55/11.25	
3	BALLUS ROCA Jordi	ESP 	4.00/55/11.25	3.00/55/11.25	
4	GRAUX Basile	BEL 	1.50/55/11.25	3.00/55/11.25	
5	DELACOUR Arnaud	FRA 	2.00/55/11.25	2.00/55/11.25	
6	JESSOP Oliver	GBR 	6.00/55/11.25	0.50/55/11.25	
7	DELEAGE Nicolas	*FRA 	3.50/55/12.00	4.00/55/12.00	
8	LITHNER Eric	SWE 	3.00/55/10.75	0.50/55/16.00	
9	MAROIS Sebastien	*FRA 	2.00/55/12.00		
10	CEDERQUIST Stellan	SWE 	3.50/55/13.00		
11	CUELLAR Mathieu	*FRA 	2.50/55/13.00		
12	HERON Chris	GBR 	2.00/55/13.00		






















Over 45 Women Slalom Results

Homologation: Record capability

	Name	Country	Preliminary	Final	Team
1	MARCHEVET Cecile	FRA 	4.00/52/12.00	1.00/52/11.25 (Tie break: 3.00/52/12.00)	
2	TRIBLE Florence	FRA 	1.00/52/11.25	1.00/52/11.25 (Tie break: 2.00/52/12.00)	
3	ANDERBERG Natasha	SWE 	1.00/52/11.25	0.50/52/12.00	
4	FINK Claudia	ITA 	4.50/52/13.00	3.50/52/13.00	
5	FRADES ALVAREZ Olga	ESP 	2.00/52/16.00 (Tie break: 5.50/52)	0.00/52/16.00	
6	KUHNE Imke	GER 	2.00/52/16.00 (Tie break: 5.00/52)		
7	BOEKEE Belinda	NED 	1.00/52/16.00		




Over 45 Men Slalom Results

Homologation: Record capability

	Name	Country	Preliminary	Final	Team
1	MORROS PEYRI Ivan	ESP 	4.00/55/11.25	3.50/55/10.75	
2	GURALIA Genadi	GEO 	2.50/55/11.25	1.50/55/10.75	
3	LAVOUE Geoffroy	FRA 	2.00/55/10.75	1.00/55/10.75	
4	FOSS Anders	NOR 	3.00/55/11.25	5.00/55/11.25	
5	ROCHER Thierry	*FRA 	3.00/55/11.25	4.50/55/11.25	
6	NEMETH Gabor	HUN 	1.50/55/11.25	3.00/55/11.25	
7	HOOPER Mark	*AUS 	2.00/55/11.25	1.00/55/11.25	
7	TENGIUS Henrik	*SWE 	2.00/55/11.25	1.00/55/11.25	
9	BJORNOE Ole-Johan	NOR 	1.00/55/11.25	0.50/55/11.25	
10	CESINSKI Pierre	SUI 	2.50/55/10.75	3.50/55/12.00	
11	SIRERA PEREZ Alex	ESP 	1.50/55/11.25	2.50/55/12.00	
12	MORNA Afonso	POR 	4.00/55/12.00	1.50/55/12.00	
13	DRAUX Philippe	*FRA 	3.00/55/11.25	2.50/55/18.25	
14	MANOUSIS Dimitris	GRE 	2.50/55/12.00		
14	RODRIGUEZ David	ESP 	2.50/55/12.00		
16	CLEMENCON Guillaume	*FRA 	2.00/55/12.00		
16	FORTAMPS Olivier	BEL 	2.00/55/12.00		
18	RIO Espen	NOR 	0.50/55/12.00		
19	RYTKO Dariusz	POL 	4.00/55/13.00		
20	TRINDADE Vasco Miguel	POR 	0.50/55/13.00		
21	MCKIBBIN Graeme	IRL 	4.50/55/14.25		
























Over 55 Women Slalom Results

Homologation: Record capability

	Name	Country	Preliminary	Final	Team
1	WINTER Hilary	GBR 	2.50/52/13.00	2.00/52/13.00	
2	LANCIEN ESCOLANO Florence	FRA 	3.50/52/14.25	2.50/52/14.25	
3	VARMING Susanne	NOR 	2.00/52/13.00	3.00/52/16.00	



Over 55 Men Slalom Results

Homologation: Record capability

	Name	Country	Preliminary	Final	Team
1	ALEXANDER Robbie	RSA 	2.00/55/10.75	4.00/55/11.25	
2	JONSSON Magnus	SWE 	2.50/55/11.25	2.00/55/11.25	
3	GUYAMIER Patrick	*FRA 	2.00/55/11.25	5.00/55/12.00	
4	JONSSON Krister	*SWE 	5.50/55/12.00	4.00/55/12.00	
5	BERGSTROM Thommy	SWE 	5.00/55/12.00	4.00/55/12.00	
6	NGUYEN Nam	*FRA 	2.00/55/11.25	3.50/55/12.00	
7	LOCHHEAD Kevin	GBR 	4.00/55/12.00	3.00/55/12.00	
8	LANG Michael	GER 	3.00/55/12.00	3.00/55/12.00	
8	SCOTT-ELY Stuart	GBR 	3.00/55/12.00	3.00/55/12.00	
10	SCHULZE Frank	AUT 	1.00/55/12.00	3.00/55/12.00	
11	ROVETTA Andrea	ITA 	1.50/55/12.00	1.50/55/12.00	
12	SPORTICH Thierry	*FRA 	4.50/55/13.00	3.50/55/13.00	
13	SJOSTROM Bo	SWE 	2.00/55/13.00		
13	SOER Gerard J.Paul	MON 	2.00/55/13.00		
15	ROQUE Pedro	POR 	4.50/55/14.25		
16	VIGNERON Frederic	*FRA 	4.00/55/14.25		
17	WOOLDRIDGE Simon	GBR 	0.50/55/16.00		
18	DOKOUPIL Tom	NED 	5.00/46		
18	MATHIEU Francois	FRA 	5.00/46		
20	TEIXIDOR Dani	ESP 	4.50/46		
21	SCHMIDT Jesper	DEN 	2.50/46		
22	BERGER Alain	*FRA 	2.00/46		
23	SVENSSON Peter	SWE 	0.00/46		











Over 65 Women Slalom Results

Homologation: Record capability

	Name	Country	Preliminary	Final	Team
1	JOHNSON Jan	RSA 	4.50/49/13.00	2.00/49/12.00	
2	TAPIERO Marie Blanche	ESP 	4.50/49/14.25	2.00/49/13.00	


Over 65 Men Slalom Results

Homologation: Record capability

	Name	Country	Preliminary	Final	Team
1	MORENO DE CARLOS T. Guillermo	ESP 	2.00/52/11.25	3.00/52/12.00	
2	KURER Bernard	SUI 	2.00/52/12.00	2.00/52/12.00	
3	ENGEL Rupert	AUT 	3.50/52/13.00	4.00/52/13.00	
4	JARUDD Stefan	SWE 	3.00/52/14.25	1.50/52/13.00	
5	SABAINI Roberto	ITA 	3.00/52/14.25	0.00/52/16.00	
6	KOLMAN Zdenek Sen.	CZE 	4.00/52		
7	ALCOFORADO Gil	POR 	3.50/49		
8	ROWLANDS Rodney	GBR 	2.00/46		
9	GEORGEON Stephane	*FRA 	5.50/43		
10	DE MELLO Michael	POR 	5.00/43		

Over 70 Women Slalom Results

Homologation: Record capability

	Name	Country	Preliminary	Final	Team
1	DE PEIC Sibyl	SUI 	1.50/49	2.00/49/14.25	


Over 70 Men Slalom Results

Homologation: Record capability

	Name	Country	Preliminary	Final	Team
1	CHENESSEAU Bruno	*FRA 	1.00/52/11.25	3.50/52/13.00	
2	GABRIEL George Nicolas	GRE 	3.00/52/13.00	0.50/52/14.25	
3	ARPHANSEN Lars	DEN 	3.00/43	5.00/52	
4	LILLEBERG Audun	NOR 	1.50/52	3.50/52	
5	MORENO DE CARLOS Augusto*	ESP 	5.00/52/14.25	0.50/46	



Over 75 Women Slalom Results

Homologation: Record capability

	Name	Country	Preliminary	Final	Team
1	THOMPSON Juliet	*GBR 	2.50/37	3.00/40	

Over 75 Men Slalom Results

Homologation: Record capability

	Name	Country	Preliminary	Final	Team
1	COHEN Jonathan	*GBR 	3.00/49/11.25	2.00/49/11.25	
2	FOX Jean Pierre	*FRA 	3.00/49/16.00	3.00/49/16.00	

Over 35 Women Tricks Results

Homologation: Record capability

	Name	Country	Preliminary	Final	Team
1	SOURTY Virginie	FRA 	3720	3610	
2	CEDERQUIST Linnea	SWE 	1450	2270	
3	ATKINS Kelly	GBR 	1630	2170	
4	FEICHTINGER Manuela	AUT 	520	740	

Over 35 Men Tricks Results

Homologation: Record capability

	Name	Country	Preliminary	Final	Team
1	GRAUX Basile	BEL 	4740	7020	
2	DELACOUR Arnaud	FRA 	3290	3330	
3	MAROIS Sebastien	*FRA 	3020	2900	
4	BERNATOWICZ Tomasz	POL 	2190	2300	




Over 45 Women Tricks Results

Homologation: Record capability

	Name	Country	Preliminary	Final	Team
1	TRIBLE Florence	FRA 	3330	3680	
2	MARCHEVET Cecile	FRA 	2830	2830	
3	KUHNE Imke	GER 	1110	1670	
4	ANDERBERG Natasha	SWE 	1690	1120	


Over 45 Men Tricks Results

Homologation: Record capability

	Name	Country	Preliminary	Final	Team
1	FORTAMPS Olivier	BEL 	8850	9650	
2	GURALIA Genadi	GEO 	7150	7290	
3	RODRIGUEZ David	ESP 	2320	1280	










Over 55 Women Tricks Results

Homologation: Record capability

	Name	Country	Preliminary	Final	Team
1	LANCIEN ESCOLANO Florence	FRA 	2720	2730	


Over 55 Men Tricks Results

Homologation: Record capability

	Name	Country	Preliminary	Final	Team
1	DE JONGH Dennis	RSA 	1920	2500	
2	DOKOUPIL Tom	NED 	2200	2450	
3	MATHIEU Francois	FRA 	1880	1500	
4	VIGNERON Frederic	*FRA 	1340	1250	
5	JONSSON Magnus	SWE 	1060	1240	
6	WOOLDRIDGE Simon	GBR 	1110	1000	
7	SCHULZE Frank	AUT 	930		
8	SCHMIDT Jesper	DEN 	820		
9	SJOSTROM Bo	SWE 	460		







Over 65 Women Tricks Results

Homologation: Record capability

	Name	Country	Preliminary	Final	Team
1	TAPIERO Marie Blanche	ESP 	750	1800	



Over 65 Men Tricks Results

Homologation: Record capability

	Name	Country	Preliminary	Final	Team
1	BATTAGLIA Philippe	FRA 	2820	2410	
2	KOLMAN Zdenek Sen.	CZE 	1870	1840	
3	ENGEL Rupert	AUT 	560	600	
4	ALCOFORADO Gil	POR 	410	460	
5	ROWLANDS Rodney	GBR 	80	310	
6	SABAINI Roberto	ITA 	0		


Over 70 Men Tricks Results

Homologation: Record capability

	Name	Country	Preliminary	Final	Team
1	ARP HANSEN Lars	DEN 	1460	1670	
2	LILLEBERG Audun	NOR 	210	140	


Over 75 Women Tricks Results

Homologation: Record capability

	Name	Country	Preliminary	Final	Team
1	THOMPSON Juliet	*GBR 	660	700	

Over 75 Men Tricks Results

Homologation: Record capability

	Name	Country	Preliminary	Final	Team
1	FOX Jean Pierre	*FRA 	110	400	



Over 35 Women Jump Results

Homologation: Record capability

	Name	Country	Preliminary	Final	Team
1	SOURTY Virginie	FRA 	29.4m	31.8m	
2	FEICHTINGER Manuela	AUT 	24.1m	25.1m	
3	ATKINS Kelly	GBR 	15.8m	19.6m	
4	CEDERQUIST Linnea	SWE 	16.6m	18.0m	



Over 35 Men Jump Results

Homologation: Record capability

	Name	Country	Preliminary	Final	Team
1	FOURASTIER Paul	FRA 	53.6m	52.9m	
2	DELACOUR Arnaud	FRA 	48.5m	47.2m	
3	GRAUX Basile	BEL 	32.3m	34.4m	
4	MAROIS Sebastien	*FRA 	25.0m	25.5m	

Over 45 Women Jump Results

Homologation: Record capability

	Name	Country	Preliminary	Final	Team
1	TRIBLE Florence	FRA 	26.7m	26.5m	
2	KUHNE Imke	GER 	11.3m	12.2m	


Over 45 Men Jump Results

Homologation: Record capability

	Name	Country	Preliminary	Final	Team
1	GURALIA Genadi	GEO 	45.3m	43.8m	
2	FORTAMPS Olivier	BEL 	43.1m	42.6m	
3	BJORNOE Ole-Johan	NOR 	40.5m	41.1m	
4	GOURDET Mathieu	FRA 	30.3m	31.7m	
5	RODRIGUEZ David	ESP 	22.1m	24.5m	







Over 55 Women Jump Results

Homologation: Record capability

	Name	Country	Preliminary	Final	Team
1	LANCIEN ESCOLANO Florence	FRA 	17.0m	17.7m	




Over 55 Men Jump Results

Homologation: Record capability

	Name	Country	Preliminary	Final	Team
1	JONSSON Magnus	SWE 	30.5m	34.9m	
2	SCHULZE Frank	AUT 	32.3m	33.7m	
3	MATHIEU Francois	FRA 	25.5m	26.6m	
4	SCHMIDT Jesper	DEN 	17.4m	16.0m	
5	VIGNERON Frederic	*FRA 	18.9m	0.00m	
6	WOOLDRIDGE Simon	GBR 	13.4m		


Over 65 Men Jump Results

Homologation: Record capability

	Name	Country	Preliminary	Final	Team
1	SABAINI Roberto	ITA 	27.4m	28.7m	
2	ROWLANDS Rodney	GBR 	14.0m	15.2m	
3	KOLMAN Zdenek Sen.	CZE 	13.2m	12.8m	

Over 70 Men Jump Results

Homologation: Record capability

	Name	Country	Preliminary	Final	Team
1	LILLEBERG Audun	NOR 	22.0m	24.2m	



Over 35 Women Overall Results

	Name	Country	Slalom	Tricks	Jump	
1	SOURTY Virginie	FRA 	968.75	1000.00	1000.00	2968.75
2	ATKINS Kelly	GBR 	1000.00	583.33	508.06	2091.39
3	CEDERQUIST Linnea	SWE 	828.12	610.22	443.55	1881.89
4	FEICHTINGER Manuela	AUT 	328.12	198.92	729.84	1256.88

Over 35 Men Overall Results

	Name	Country	Slalom	Tricks	Jump	
1	GRAUX Basile	BEL 	1000.00	1000.00	505.26	2505.26
2	DELACOUR Arnaud	FRA 	969.70	474.36	1000.00	2444.06
3	MAROIS Sebastien	*FRA 	787.88	430.20	192.98	1411.06


Over 45 Women Overall Results

	Name	Country	Slalom	Tricks	Jump	
1	TRIBLE Florence	FRA 	1000.00	1000.00	1000.00	3000.00
2	KUHNE Imke	GER 	378.38	453.80	456.93	1289.11







Over 45 Men Overall Results

	Name	Country	Slalom	Tricks	Jump	
1	GURALIA Genadi	GEO 	1000.00	755.44	1000.00	2755.44
2	FORTAMPS Olivier	BEL 	735.63	1000.00	927.39	2663.02
3	RODRIGUEZ David	ESP 	747.13	240.41	313.53	1301.07

Over 55 Women Overall Results

	Name	Country	Slalom	Tricks	Jump	
1	LANCIEN ESCOLANO Florence	FRA 	1000.00	1000.00	1000.00	3000.00


Over 55 Men Overall Results

	Name	Country	Slalom	Tricks	Jump	
1	JONSSON Magnus	SWE 	1000.00	659.57	1000.00	2659.57
2	SCHULZE Frank	AUT 	891.09	494.68	951.81	2337.58
3	MATHIEU Francois	FRA 	99.01	1000.00	666.67	1765.68
4	VIGNERON Frederic	*FRA 	673.27	712.77	357.43	1743.47
5	WOOLDRIDGE Simon	GBR 	485.15	590.43	136.55	1212.13
6	SCHMIDT Jesper	DEN 	49.50	436.17	297.19	782.86

Over 65 Men Overall Results

	Name	Country	Slalom	Tricks	Jump	
1	KOLMAN Zdenek Sen.	CZE 	666.67	1000.00	459.93	2126.60
2	SABAINI Roberto	ITA 	1000.00		1000.00	2000.00
3	ROWLANDS Rodney	GBR 	242.42	165.78	529.62	937.82

Over 70 Men Overall Results

	Name	Country	Slalom	Tricks	Jump	
1	LILLEBERG Audun	NOR 	1000.00	1000.00	1000.00	3000.00

8/18/2024 - 5:15 PM

Chief Judge
Dimos ALEXOPOULOS

Homologator
Peter J. DAVIES

Chief Scorer
Hannu RINTANEN